

Weekly Flight Schedule Update



Note: This report is provided courtesy of Salt Lake City International Airport and is for internal use only. For questions, please contact Nate Lavin, Air Service Development Manager, at nate.lavin@slcgov.com

WEEKLY CHANGES SUMMARY

- American (AA) made additional revisions to their December schedule, including a frequency reduction, and adding a new seasonal market
 - Los Angeles (LAX) 3X to 2X daily
 - Added seasonal Austin (AUS) service to operate three days during the Christmas/New Year holidays
- Alaska (AS) released their revised February and March schedules, which resemble previous month's changes, in addition to a frequency reduction to LAX
- Delta (DL) continued their November reductions into December as well as making additional cuts, including the following:
 - Boston (BOS) 2-3X to 2X daily, Colorado Springs (COS) 3-4X to 3X daily, Casper (CPR) 2X to 1X daily, Denver (DEN) 6X to 5X daily, Dallas/Ft. Worth (DFW), 4-5X to 4X daily, Newark (EWR) 1-2X daily to 1X daily, Jackson Hole (JAC) 3-4X to 3X daily, New York (JFK) 4-5X to 4X daily, Kansas City (MCI), 3X to 2-3X daily, Pocatello (PIH) 2-3X to 2X daily, Reno (RNO) 4-5X to 4X daily, St. Louis (STL) 3X to 2-3X daily, Tulsa (TUL) 2-3X to 2X daily, Twin Falls (TWF) 2-3X to 1-2X daily
- DL also pushed back the resumption of Madison (MSN) and Vancouver (YVR) service to January, but we have been told from the airline's corporate office that these markets will likely not resume until next spring 2022
- Last week, DL scheduled the termination of service to Durango (DRO) on November 1, which will now return seasonally from Dec. 18 – Jan. 4
- JetBlue (B6) released their revised February – April schedule, which resembles previous month's changes, in addition to a frequency reduction to Boston (BOS)

NOTABLE UPCOMING CHANGES

- DL's service to Calgary (YYC) is tentatively scheduled to resume October 11
- WN is scheduled to begin weekly seasonal service to Ontario (ONT) during the Thanksgiving and Christmas holiday season
- American (AA) will be resuming seasonal Miami (MIA) service December 16 – April 4, timed for ski traffic from south Florida
- DL's service to Cleveland (CLE), Indianapolis (IND) are tentatively scheduled to resume December 18
- DL's Maui (OGG) and Fairbanks (FAI) service are scheduled to return December 2022 and May 2022, respectively
- DL's service to Paris (CDG) and London-Heathrow (LHR) is tentatively scheduled to resume March 7 and 26, respectively
- KLM's service to Amsterdam (AMS) is tentatively scheduled to resume Marcy 27
- EW Discover (4Y) will begin new nonstop weekly service to Frankfurt, Germany (FRA), beginning May 2022

SLC AND U.S. MONTHLY COMPARISONS

November 2021 (Compared to 2019)			
	Absolute Change	Percent Change	U.S. Average % Change
Monthly Departing Flights	87	1%	-14%
Monthly Departing Seats	53,635	5%	-10%

December 2021 (Compared to 2019)			
	Absolute Change	Percent Change	U.S. Average % Change
Monthly Departing Flights	-501	-5%	-11%
Monthly Departing Seats	3,780	.03%	-6%

FLIGHT SCHEDULE COMPARISONS BY CARRIER

November 2021 (compared to 2019)		
AEROMEXICO	Absolute Change	Percent Change
Monthly Departing Flights	0	0%
Monthly Departing Seats	0	0%
December 2021 (compared to 2019)		
AEROMEXICO	Absolute Change	Percent Change
Monthly Departing Flights	0	0%
Monthly Departing Seats	0	0%

November 2021 (compared to 2019)		
ALASKA	Absolute Change	Percent Change
Monthly Departing Flights	35	12%
Monthly Departing Seats	6,463	24%
December 2021 (compared to 2019)		
ALASKA	Absolute Change	Percent Change
Monthly Departing Flights	2	1%
Monthly Departing Seats	3,435	12%

November 2021 (compared to 2019)		
AMERICAN	Absolute Change	Percent Change
Monthly Departing Flights	43	10%
Monthly Departing Seats	3,727	7%
December 2021 (compared to 2019)		
AMERICAN	Absolute Change	Percent Change
Monthly Departing Flights	24	5%
Monthly Departing Seats	1,588	2%

November 2021 (compared to 2019)		
DELTA	Absolute Change	Percent Change
Monthly Departing Flights	36	1%
Monthly Departing Seats	39,385	5%
December 2021 (compared to 2019)		
DELTA	Absolute Change	Percent Change
Monthly Departing Flights	-425	-6%
Monthly Departing Seats	-48	0%

November 2021 (compared to 2019)		
FRONTIER	Absolute Change	Percent Change
Monthly Departing Flights	-34	-25%
Monthly Departing Seats	-4,012	-15%
December 2021 (compared to 2019)		
FRONTIER	Absolute Change	Percent Change
Monthly Departing Flights	-28	-20%
Monthly Departing Seats	-908	-4%

November 2021 (compared to 2019)		
JETBLUE	Absolute Change	Percent Change
Monthly Departing Flights	-110	-48%
Monthly Departing Seats	-15,660	-45%
December 2021 (compared to 2019)		
JETBLUE	Absolute Change	Percent Change
Monthly Departing Flights	-93	-40%
Monthly Departing Seats	-13,352	-37%

November 2021 (compared to 2019)		
SOUTHWEST	Absolute Change	Percent Change
Monthly Departing Flights	129	18%
Monthly Departing Seats	25,199	24%
December 2021 (compared to 2019)		
SOUTHWEST	Absolute Change	Percent Change
Monthly Departing Flights	92	12%
Monthly Departing Seats	20,516	18%

November 2021 (compared to 2019)		
UNITED	Absolute Change	Percent Change
Monthly Departing Flights	-12	-2%
Monthly Departing Seats	-1,467	-3%
December 2021 (compared to 2019)		
UNITED	Absolute Change	Percent Change
Monthly Departing Flights	-73	-10%
Monthly Departing Seats	-7,451	-13%

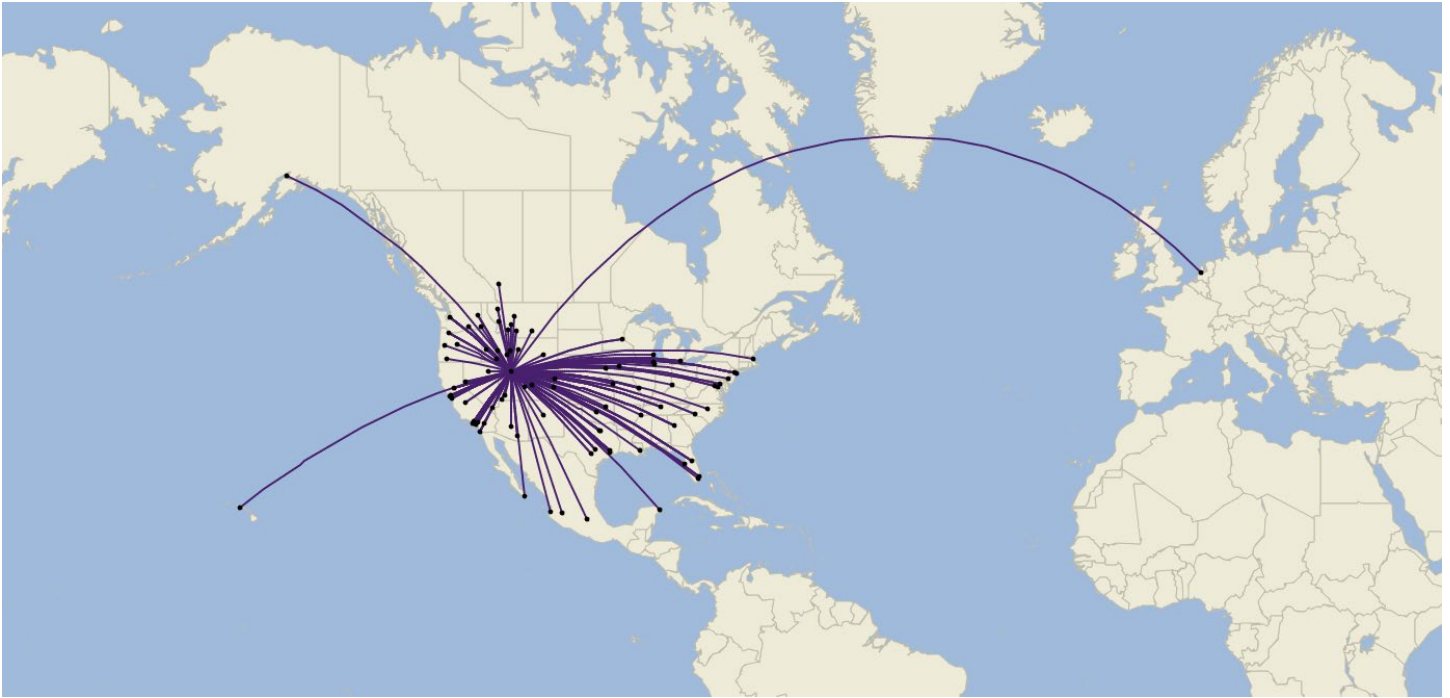
ROUTE MAP AND MONTHLY SUMMARY

November 2021

Average Daily Flights: 319

Average Daily Departing Seats: 40,000

Nonstop Destinations: 91

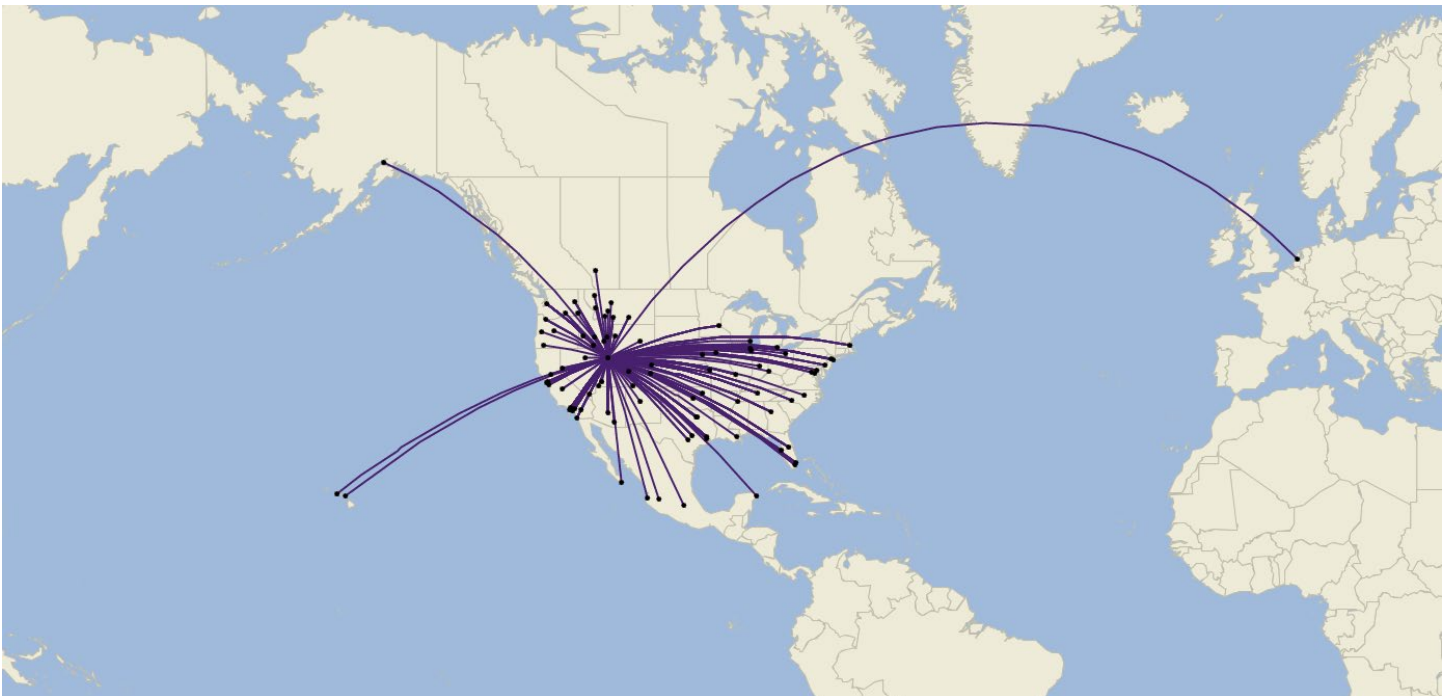


December 2021

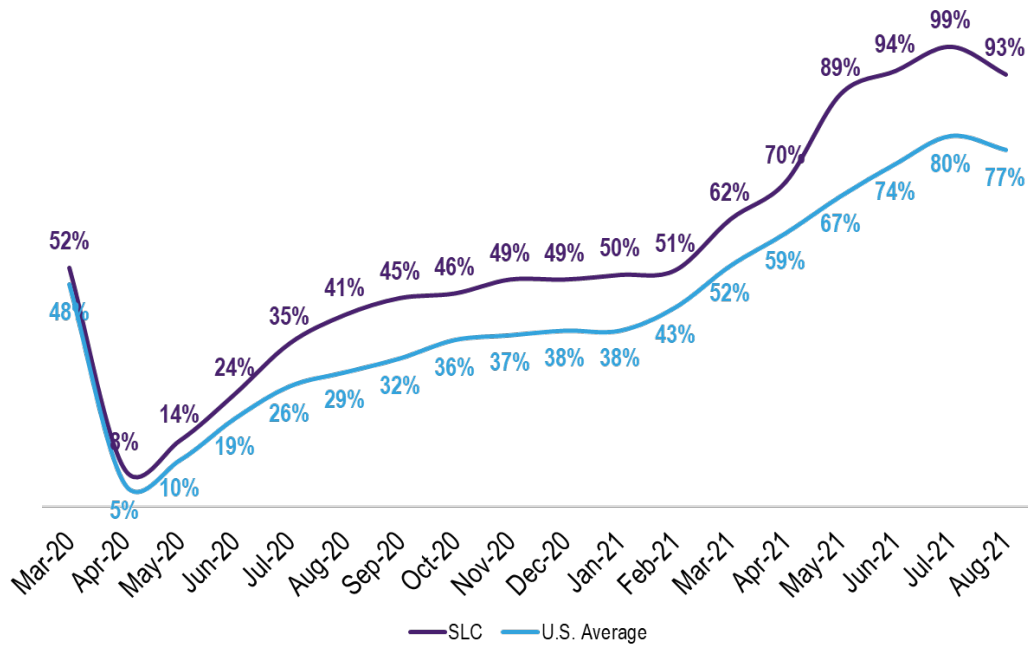
Average Daily Flights: 321

Average Daily Departing Seats: 40,000

Nonstop Destinations: 93

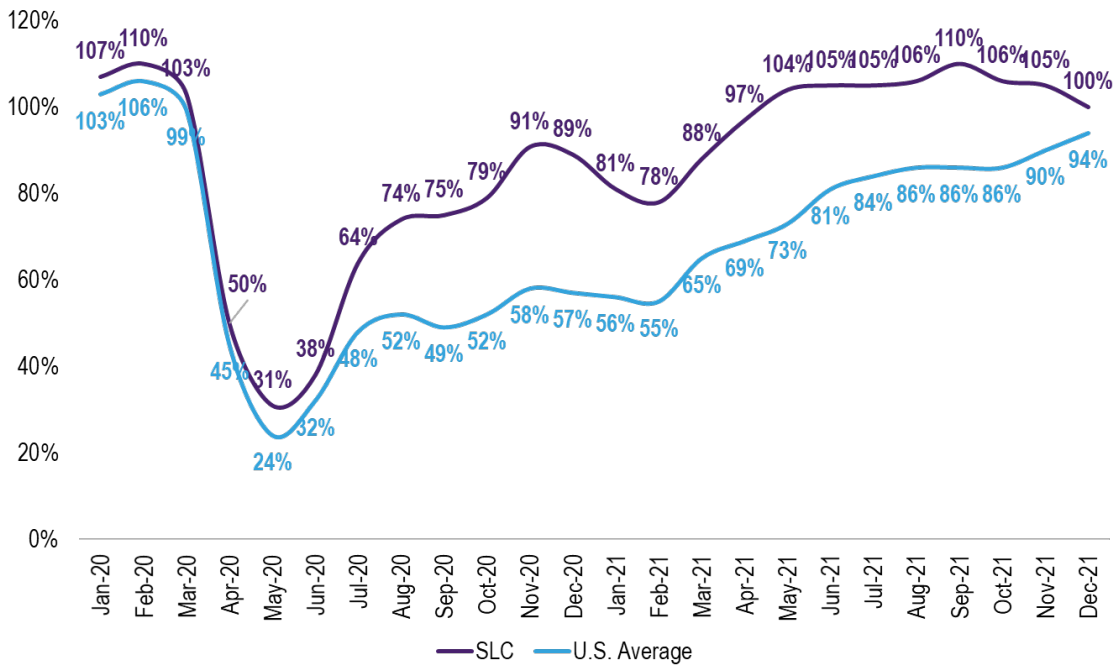


SLC Total Monthly Passengers Compared to 2019



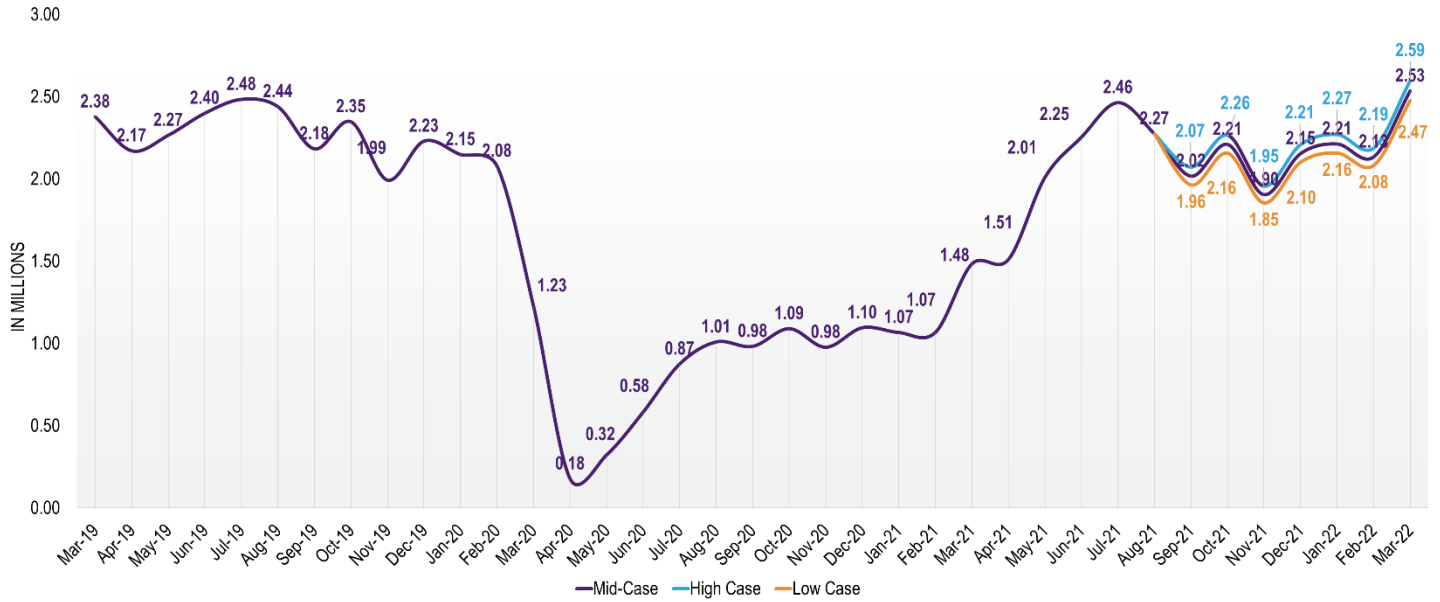
Total Available Seats

Mar. 2020 - Dec. 2020 & Mar. - Dec. 2021 Compared to 2019 levels
Jan. 2021 - Feb. 2021 Compared to 2020 levels



PASSENGER PROJECTIONS – Revised Sept. 2021

SLC Passenger Projections Through Q1 2022



	Monthly Passengers												
	Jan-21	Feb-21	Mar-21	Apr-21	May-21	Jun-21	Jul-21	Aug-21	Sep-21	Oct-21	Nov-21	Dec-21	TOTAL
HIGH-CASE	1,066,321	1,066,382	1,482,408	1,509,854	2,008,498	2,253,417	2,463,709	2,273,105	2,070,525	2,263,820	1,954,541	2,207,019	22,619,599
MID-CASE	1,066,321	1,066,382	1,482,408	1,509,854	2,008,498	2,253,417	2,463,709	2,273,105	2,016,745	2,209,920	1,904,425	2,153,838	22,408,621
LOW-CASE	1,066,321	1,066,382	1,482,408	1,509,854	2,008,498	2,253,417	2,463,709	2,273,105	1,962,965	2,156,019	1,854,308	2,100,657	22,197,643
	Change Compared to 2019 Levels												
	Jan-21	Feb-21	Mar-21	Apr-21	May-21	Jun-21	Jul-21	Aug-21	Sep-21	Oct-21	Nov-21	Dec-21	TOTAL
HIGH-CASE	53%	56%	62%	70%	89%	94%	99%	93%	95%	96%	98%	99%	84%
MID-CASE	53%	56%	62%	70%	89%	94%	99%	93%	92%	94%	96%	97%	83%
LOW-CASE	53%	56%	62%	70%	89%	94%	99%	93%	90%	92%	93%	94%	82%