Salt Lake City International Airport – June 27, 2022

Weekly Flight Schedule Update

Note: This report is provided courtesy of Salt Lake City International Airport and is for internal use only.

For questions, please contact Nate Lavin, Air Service Development Manager, at nate.lavin@slcgov.com

WEEKLY CHANGES SUMMARY

- Overall, airlines continue to make close-in adjustments to their networks to accommodate for shortage of pilots/staff and fuel increases to provide a more reliable operation, despite the need for more capacity this summer
- American (AA) further reduced frequency to Phoenix in September from 2-3X daily to 2X daily
- JetBlue (B6) made additional changes to their October – December schedule, which includes the following reductions for SLC:
    - Boston (BOS) suspended from October 1 – December 23
    - Continued decrease in frequency to Los Angeles (LAX) from 3X to 2X daily
    - Includes previously noted suspension of Fort Lauderdale (FLL) from September 7 – November 17
- Delta (DL) reduced frequency to Toronto (YYZ) in August from 1X daily to 5X weekly
- Frontier (F9) added back frequency to Las Vegas (LAS) in August from 4X weekly to 1X daily

NOTABLE UPCOMING CHANGES

- Delta's service to London-Heathrow (LHR) will now continue year-round

SLC AND U.S. MONTHLY COMPARISONS

August 2022 (Compared to 2019)			
	Absolute Change	Percent Change	U.S. Average % Change
Monthly Departing Flights	-1,060	-9%	-14%
Monthly Departing Seats	-30,742	-2%	-7%

September 2022 (Compared to 2019)			
	Absolute Change	Percent Change	U.S. Average % Change
Monthly Departing Flights	-317	-3%	-11%
Monthly Departing Seats	78,191	6%	-2%

FLIGHT SCHEDULE COMPARISONS BY CARRIER

August 2022 (compared to 2019)		
AIR CANADA	Absolute Change	Percent Change
Monthly Departing Flights	NEW	NEW
Monthly Departing Seats	NEW	NEW
September 2022 (compared to 2019)		
AIR CANADA	Absolute Change	Percent Change
Monthly Departing Flights	NEW	NEW
Monthly Departing Seats	NEW	NEW

August 2022 (compared to 2019)		
AEROMEXICO	Absolute Change	Percent Change
Monthly Departing Flights	0	0%
Monthly Departing Seats	12	0.4%
September 2022 (compared to 2019)		
AEROMEXICO	Absolute Change	Percent Change
Monthly Departing Flights	0	0%
Monthly Departing Seats	0	0%

August 2022 (compared to 2019)		
ALASKA	Absolute Change	Percent Change
Monthly Departing Flights	-3	-1%
Monthly Departing Seats	-3,101	-8%
September 2022 (compared to 2019)		
ALASKA	Absolute Change	Percent Change
Monthly Departing Flights	23	8%
Monthly Departing Seats	2,986	10%

August 2022 (compared to 2019)		
AMERICAN	Absolute Change	Percent Change
Monthly Departing Flights	-161	-30%
Monthly Departing Seats	-12,696	-28%
September 2022 (compared to 2019)		
AMERICAN	Absolute Change	Percent Change
Monthly Departing Flights	-156	-32%
Monthly Departing Seats	-8,159	-13%

August 2022 (compared to 2019)		
DELTA	Absolute Change	Percent Change
Monthly Departing Flights	-856	-10%
Monthly Departing Seats	-30,797	-3%
September 2022 (compared to 2019)		
DELTA	Absolute Change	Percent Change
Monthly Departing Flights	-298	-4%
Monthly Departing Seats	-42,738	5%

August 2022 (compared to 2019)		
EW DISCOVER	Absolute Change	Percent Change
Monthly Departing Flights	NEW	NEW
Monthly Departing Seats	NEW	NEW
September 2022 (compared to 2019)		
EW DISCOVER	Absolute Change	Percent Change
Monthly Departing Flights	NEW	NEW
Monthly Departing Seats	NEW	NEW

August 2022 (compared to 2019)		
FRONTIER	Absolute Change	Percent Change
Monthly Departing Flights	-18	-15%
Monthly Departing Seats	-5,090	-21%
September 2022 (compared to 2019)		
FRONTIER	Absolute Change	Percent Change
Monthly Departing Flights	28	-25%
Monthly Departing Seats	6,006	-30%

August 2022 (compared to 2019)		
JETBLUE	Absolute Change	Percent Change
Monthly Departing Flights	-32	-13%
Monthly Departing Seats	-3,370	-9%
September 2022 (compared to 2019)		
JETBLUE	Absolute Change	Percent Change
Monthly Departing Flights	-36	-17%
Monthly Departing Seats	-4,464	-14%

August 2022 (compared to 2019)		
KLM	Absolute Change	Percent Change
Monthly Departing Flights	0	0%
Monthly Departing Seats	0	0%
September 2022 (compared to 2019)		
KLM	Absolute Change	Percent Change
Monthly Departing Flights	0	0%
Monthly Departing Seats	0	0%

August 2022 (compared to 2019)		
SOUTHWEST	Absolute Change	Percent Change
Monthly Departing Flights	-15	-2%
Monthly Departing Seats	4,831	3%
September 2022 (compared to 2019)		
SOUTHWEST	Absolute Change	Percent Change
Monthly Departing Flights	38	4%
Monthly Departing Seats	14,554	11%

August 2022 (compared to 2019)		
SPIRIT	Absolute Change	Percent Change
Monthly Departing Flights	NEW	NEW
Monthly Departing Seats	NEW	NEW
September 2022 (compared to 2019)		
SPIRIT	Absolute Change	Percent Change
Monthly Departing Flights	NEW	NEW
Monthly Departing Seats	NEW	NEW

August 2022 (compared to 2019)		
UNITED	Absolute Change	Percent Change
Monthly Departing Flights	-126	-18%
Monthly Departing Seats	-8,751	-15%
September 2022 (compared to 2019)		
UNITED	Absolute Change	Percent Change
Monthly Departing Flights	-62	-10%
Monthly Departing Seats	-2,718	-5%

August 2022

Average Daily Flights: 330 Average Daily Departing Seats: 43,000 Nonstop Destinations: 95

September 2022

Average Daily Flights: 330 Average Daily Departing Seats: 43,000 Nonstop Destinations: 94

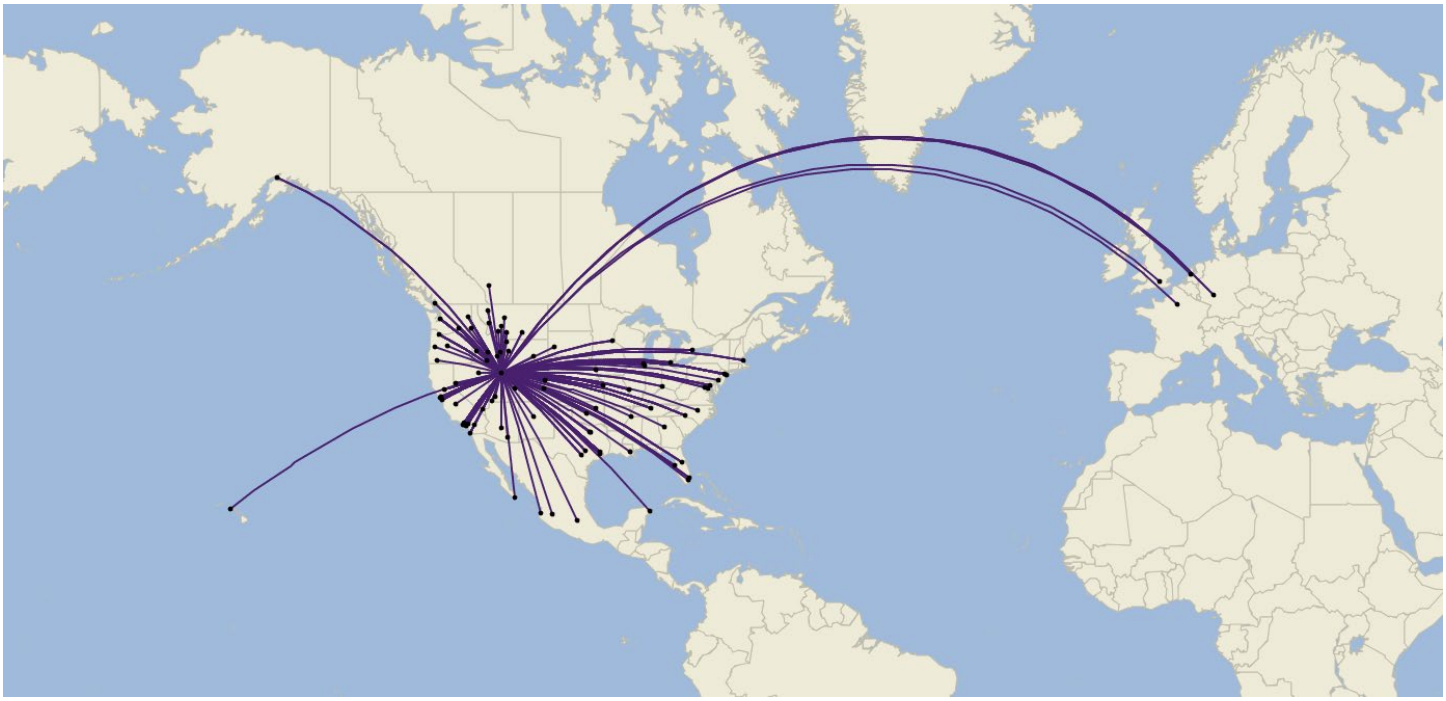

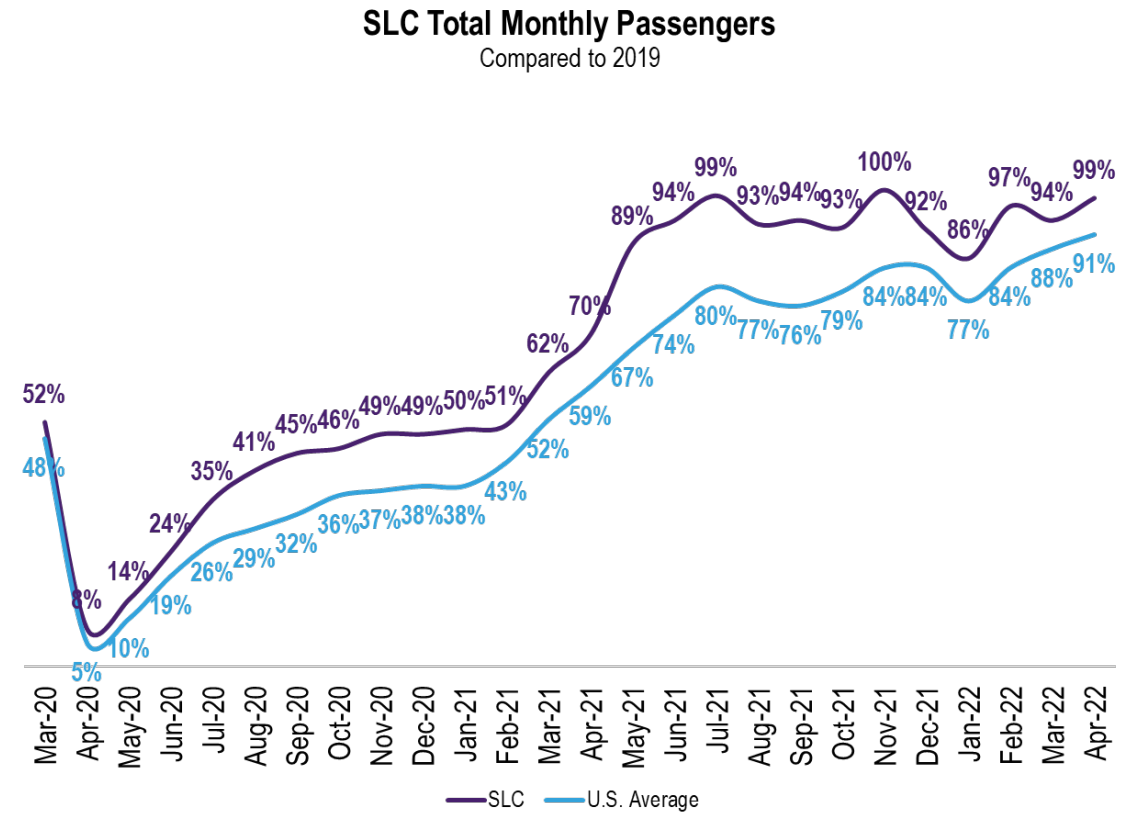
SLC Total Monthly Passengers
Compared to 2019
52%
48%
8%
5%
14%
10%
24%
19%
35%
26%
41%
29%
45%
32%
46%
36%
49%
37%
49%
38%
50%
38%
51%
43%
62%
52%
70%
59%
89%
67%
94%
74%
99%
80%
93%
77%
94%
76%
93%
79%
100%
84%
92%
84%
86%
77%
97%
84%
94%
88%
99%
91%
Mar-20
Apr-20
May-20
Jun-20
Jul-20
Aug-20
Sep-20
Oct-20
Nov-20
Dec-20
Jan-21
Feb-21
Mar-21
Apr-21
May-21
Jun-21
Jul-21
Aug-21
Sep-21
Oct-21
Nov-21
Dec-21
Jan-22
Feb-22
Mar-22
Apr-22
SLC
U.S. Average

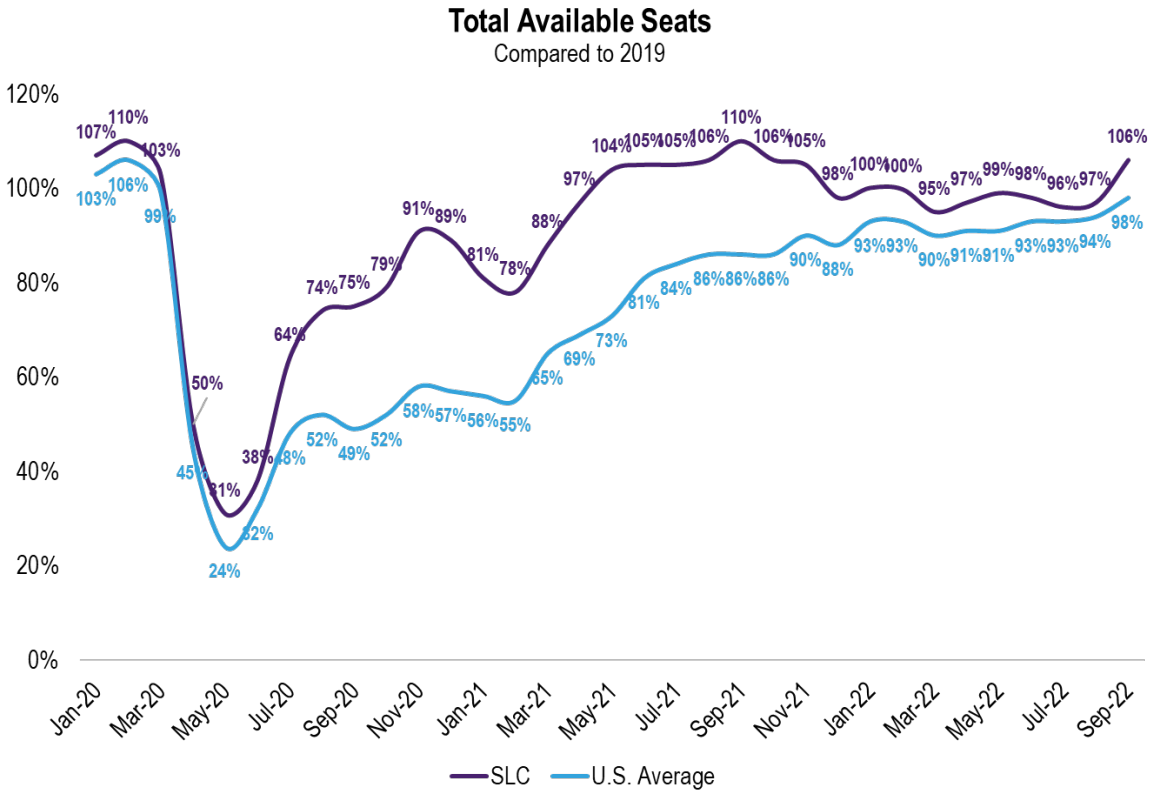
Total Available Seats
Compared to 2019
120%
100%
80%
60%
40%
20%
0%
107%
110%
103%
103%
106%
99%
50%
45%
31%
24%
38%
32%
64%
48%
74%
52%
75%
49%
79%
52%
91%
58%
89%
57%
81%
56%
78%
55%
88%
65%
97%
69%
104%
73%
105%
81%
105%
84%
106%
86%
110%
86%
106%
86%
105%
90%
98%
88%
100%
93%
100%
93%
95%
90%
97%
91%
99%
91%
98%
93%
96%
93%
97%
94%
106%
98%
Jan-20
Mar-20
May-20
Jul-20
Sep-20
Nov-20
Jan-21
Mar-21
May-21
Jul-21
Sep-21
Nov-21
Jan-22
Mar-22
May-22
Jul-22
Sep-22
SLC
U.S. Average