



Advisory Board
Meeting

September 17 2025

Agenda



Advisory Board Meeting

September 17, 2025

Pursuant to City Code 2.14.060(A) and Utah Code section 52-4-207(2), the Airport Advisory Board adopted a rule permitting electronic meetings for this Board, regardless of whether a quorum is present at an anchor location, so long as such meetings comply with the Open and Public Meetings Act.

To access the meeting please visit:

<https://saltlakecity.webex.com/saltlakecity/j.php?MTID=mb3070c16332cdeodf7fe968b61fa24af>



ADVISORY BOARD MEETING AGENDA

September 17, 2025

9:00 A.M.

CONSENT

- A. Minutes of the August 06, 2025, Meeting

DISCUSSION

- A. Director's Report –Brian Butler, Chief Financial Officer, SLCDCA
- B. Airport Redevelopment Program (ARP) Update –Brian Stetson, ARP Program Director, SLCDCA
- C. Runway Extension Update – Brady Fredrickson, Director of Airport Planning & Capital Programming, SLCDCA

MEDIA CLIPPINGS

Media Clippings – August 2025

INFORMATION ITEMS

Air Traffic Statistics – July 2025
Construction Report – August 2025

The next meeting will be held on **Wednesday, October 8 2025**, at 9:00 a.m. Meetings are usually held in the Board Room, located on the third level of the airport terminal and via Web-ex unless otherwise posted. People with disabilities may make requests for reasonable accommodation no later than 48 hours in advance in order to attend this Airport Advisory Board Meeting. Accommodations may include alternate formats, interpreters, and other auxiliary aids. This is an accessible facility. For questions or additional information, please contact Brett Christensen at 801-575-2042.



Advisory Board
Meeting

September 17, 2025

Minutes

SALT LAKE CITY DEPARTMENT OF AIRPORTS
MINUTES OF ADVISORY BOARD MEETING

August 06, 2025

Members' Present: John Bradshaw
 Craig Smith
 Jonathan Freedman
 Dirk Burton
 Roger Boyer
 Arlyn Bradshaw

Department of Airports:

Bill Wyatt, Executive Director
Brett Christensen, Administration
Brian Stetson, ARP Program Director
Mark Cheminant, Airport Operations Manager
Treber Andersen, Director of Operations
Brian Butler, Chief Financial Officer
Brady Fredrickson, Director of Planning and Environmental
Pete Higgins, Chief Operations Officer
Nancy Volmer, Communication and Marketing Director
Dean Warner, Acting IT Director
Todd Mitchell, SLCPD
Phil Eslinger, SLCPD
Jasen Asay, Communication Coordinator *

Other: Tracy*
 David C*

John Bradshaw called the meeting, held in-person at the SLCDA Admin Offices Board Room and via Web-Ex to order at 9:02 a.m. (* indicates the party attended virtually)

AGENDA

A. Minutes

A motion was made by John Boyer and seconded by Roger Boyer to approve the minutes of May 21, 2025 as presented. All votes were affirmative; motion passed.

Dirk Burton joined at 9:10, Steve Price 9:12, Victoria Petro 9:13 and Luz Escamilla* at 9:30.

B. Director's Report

Bill Wyatt, Executive Director, updated the Airport Advisory Board regarding current events.

- Plaque dedication for Mike Williams August 19th.
- A very warm welcome to our newest board member, Jonathan Freedman
- Starting in October board meetings will be on the second Wednesday of the month
- New service: Delta will have a nonstop flight to Lima Peru.

C. Airport Redevelopment Program (ARP) Update – Brian Stetson, ARP Director, SLCDA

Brian Stetson, Airport Redevelopment Program (ARP) Director, presented an update on the ARP (presentation on file). Main points included were:

- Safety, Statistics, and Schedule
 - Trade hours for the Program overall; 16,561,955
 - Trade workers on site; 580 on site 08/4/2025
- Near Term Schedule Milestones
 - Back of House Turnover Early Gates
 - Start State EEM Inspections Early Gates
 - Complete Fire Alarm Commissioning Early Gates
- Airport Redevelopment Program Overall Budget
- Apron and Airfield
 - Continued Airfield Site Prep, Utility Installation & Fine Grading
 - Started Asphalt Shoulder Paving and at the Mid-Field Tunnel
- Concourse B East – Phase 3 / Ancillary Projects
 - Terminal Baggage Service Office Relocation
 - Airport Command and Control Space
- Concourse 'B' East – 16 Gates (Phase 4)
 - Early Gate Ramp Striping Complete
 - Started Level 1 Back of House Airline Flooring and Wall Finishes Started
- Project Pictures

Roger Boyer stated he did not understand the budget. Brian Stetson explained the budget has not been adjusted, savings have been turned back and will be adjusted at the end of the project.

Bill Wyatt explained the only changes to the budget are when we have increased the scope, size of the program.

D. Accessibility Update – Mark Cheminant, Airport Operations Manager, SLCDA

Mark Cheminant, Airport Operations Manager, presented an update on Accessibility

- Why Implement Accessibility Initiatives
 - Everyone Deserves Dignity
 - Public Accommodation and Accessibility are a Vital Component of Everyday Life.
- Why Implement Accessibility Initiatives
 - Economic Impact
 - Travel trends from 2022-2024, 25.6 million travelers with disabilities took 77 million trips
- SLC Accessibility Triggers
 - 2012 Self Evaluation – Transition Plan
 - May 2023 – FAA Office of Civil Rights Section
 - Voluntary Compliance Agreement with FAA
- New Rule Making
 - Universal Changing Tables
 - Near I5, A30 and B12 with a final table coming with Phase 4
- Website and Mobile App Accessibility
- How SLC is Advancing Accessibility
 - Partnership with Open Doors Organization
 - Presentations to national/international audiences at the FAA National Civil Rights Training Conference
- Awareness Training
 - SLC Requires all Ground Transportation Providers to be Accessible
 - All SLC Badge Holders including City, Airline, Concessions, and Contract Employees are given a general ADA Awareness Training at the time of their initial and recurrent badge training.
- aira Airport Network
 - Aira is a mobile app which you can subscribe to or use for free while at SLC
 - SLC provides free minutes for users of aira who are blind, low vision, deaf or hard of hearing
- Electric Mobility Carts
- Website Resources for Neuro-Divergent Individuals 1:01

E. Airport Revenue Bonds Series 2025A & 2025B – Brian Butler, Chief Financial Officer, SLCDA

Brian Butler, Chief Financial Officer, presented an update on the Airport Revenue Bonds Series 2025A & 2025B (presentation on file). Main points included were:

- Historical Transactions Compared to 2025
 - Locked in at 5.12% for the next ten years
- Estimated vs Actual Sources and Uses of Funds for the Series 2025 Bonds
 - Total Sources of Funds, \$624,132,293
 - We are one year away from completing the construction project
- Rating Upgrade from Moody's
 - We are now rated A1
- Repricing
- Airport Sector Update
 - On June 17 2025 the SLC Airport issued \$604,510,000 Airport Revenue Bonds for the SLC Airport, consisting of \$553,870,000 Series 2025A Bonds and \$50,640,000 Series 2025B Bonds
 - The proceeds of the 2025 Bonds will be used, with other available funds to finance portions of the New SLC and certain other projects being undertaken at SLC Airport.

John Bradshaw expressed appreciation for the stability of the \$4 billion investment, noting that it is secured for a long-term period

John Bradshaw adjourned the meeting at 10:30 am.

John Bradshaw, Chair

Date



Advisory Board
Meeting

September 17 2025

Discussion Items

AGENDA: DISCUSSION ITEM (A)

DATE: 17 September 2025

TO: Airport Advisory Board

FROM: Bill Wyatt, Executive Director

SUBJECT: Director's Report

Brian Butler, Chief Financial Officer, will present a monthly informational report to the Board, which may include:

1. ARP progress
2. Ground transportation update
3. Concessions and rental cars
4. Airport safety and security
5. Airport facilities and operations
6. General aviation
7. Passenger and airport users
8. Environmental matters
9. Financial condition
10. Legislative issues
11. Airlines
12. Communications and marketing

AGENDA: DISCUSSION ITEM (B)

DATE: 17 September 2025

TO: Airport Advisory Board

FROM: Bill Wyatt, Executive Director

SUBJECT: Airport Redevelopment Program Update

Brian Stetson, Program Director (ARP), will present an update on the SLC Airport Redevelopment Program (presentation on file).



AIRPORT REDEVELOPMENT PROGRAM

Status Update 09/17/2025



Safety, Statistics and Schedule



Safety Statistics

Numbers for Last Month

- **OSHA National Average**
 - **Lost Time Rate 1.50 Recordable Rate 2.40**
- **HDJV Metrics**
 - **14,814,973 Total Trade Hours worked**
 - **Lost Time Rate 0.19 Recordable Rate 2.0**

Trade Hours for the Program Overall

- **ARP Metrics (HDJV+AOJV)**
 - **16,976,467 Total Trade Hours worked**

Trade Workers on Site

- **593 Trade Workers (on Site 09/05/2025)**

Schedule Status and Critical Path

- **NCP Phase 4 – Completion of Building System Integration & Commissioning of HVAC Systems - Early Gates**
- **NCP Phase 4 – Completion of Overhead and In-Wall Mechanical, Electrical & Plumbing - Remaining Gates**
- **NCP Phase 4 – Installation of Building Systems & Equipment - Remaining Gates**
- **NCP Phase 4 – Completion of Civil Paving & Installation of Passenger Boarding Bridges - Remaining Gates**
- **Overall Program is on Schedule**

Near Term Schedule Milestones



Target Date	Current Date	Description
08/15/25	Complete	Concourse B East (Phase 4) Airline Turnover Level 2 Sector K
08/15/25	Completed	Concourse B East (Phase 4) - Complete Fire Alarm Commissioning Early Gates
09/01/25	Completed	Concourse B East (Phase 4) - Shared Access for Millwork IT Install Early Gates
09/04/25	Completed	Concourse B East (Phase 4) - Temporary Certificate of Occupancy Early Gates
09/09/25	Completed	Concourse B East (Phase 4) - SIDA Activation Early Gates
09/15/25	09/15/25	Concourse B East (Phase 4) - Ready for Aircraft Fit Tests Early Gates
09/24/25	09/24/25	Concourse B East (Phase 4) - SWA Move In to Operational Spaces Early Gates
10/06/25	10/06/25	Concourse B East (Phase 4) - Delivery of Holdroom Seating Early Gates
10/20/25	10/20/25	Concourse B East (Phase 4) - Substantial Completion Early Gates

Airport Redevelopment Program Overall Budget



	Budget 08/14/25 FOC	Committed Jul-25	Commitments Aug-25	Revised Commitments	Earned to Date	Estimate at Completion
Closed TRP CGMPs 1, 2, 2A-2D, 3-7, 9, 09A, 12	\$1,933,090,276	\$1,933,090,276	\$0	\$1,933,090,276	\$1,933,090,276	\$1,933,090,276
Closed NCP CGMPs 13, 14, 15, 16, 17, 18 & 19	\$487,852,444	\$487,852,444	\$0	\$487,852,444	\$487,852,444	\$487,852,444
CGMP 2E & F CMAR General Conditions/Services	\$99,720,169	\$99,720,169	\$0	\$99,720,169	\$94,283,797	\$99,720,169
CGMP 2G CMAR Preconstruction Phase 4	\$51,154,016	\$51,154,015	\$0	\$51,154,015	\$22,574,233	\$51,154,016
CGMP 10 South Concourse East/Tunnel Shell	\$549,521,334	\$549,521,334	\$0	\$549,521,334	\$549,521,334	\$549,521,334
CGMP 11, 11A & 11B Apron Paving & Fueling	\$272,025,556	\$272,025,556	\$0	\$272,025,556	\$242,562,033	\$272,025,556
CGMP 19A Phase 3 NCP/Tunnel Buildout	\$376,231,542	\$376,231,542	\$0	\$376,231,542	\$368,483,533	\$376,231,542
CGMP 20 NCP Phase 2 Airfield Paving & Jet Fuel	\$78,939,329	\$78,476,418	\$0	\$78,476,418	\$66,136,444	\$78,939,329
CGMP 22 & 22F Phase 4 Concourse	\$589,444,784	\$583,157,875	\$6,286,909	\$589,444,784	\$391,443,361	\$589,444,784
CGMP 24 Phase 4 Airfield	\$56,185,409	\$56,185,409	\$0	\$56,185,409	\$42,984,911	\$56,185,409
Total Program Construction	\$4,494,164,859	\$4,487,415,038	\$6,286,909	\$4,493,701,947	\$4,198,932,366	\$4,494,164,859
TRP Owner Procurement	\$5,869,161	\$5,869,161	\$0	\$5,869,161	\$5,869,160	\$5,869,161
NCP Owner Procurement	\$3,126,328	\$3,126,328	\$0	\$3,126,328	\$1,860,182	\$3,126,328
Security Checkpoint Equipment	\$12,751,472	\$11,751,472	\$0	\$11,751,472	\$7,848,061	\$12,751,472
Automated Security Exit Door Equipment	\$917,430	\$914,453	\$0	\$914,453	\$914,453	\$917,430
TRP Soft Cost	\$352,631,983	\$352,631,983	\$0	\$352,631,983	\$352,599,285	\$352,631,983
NCP Soft Cost Phases 1&3	\$166,496,040	\$164,523,261	(\$991,398)	\$163,531,863	\$158,286,804	\$166,496,040
NCP Soft Cost Phase 4	\$87,608,124	\$76,345,869	(976,537)	\$75,369,332	\$48,301,534	\$87,608,124
Total Program Soft Cost	\$629,400,538	\$615,162,527	(\$1,967,935)	\$613,194,592	\$575,679,479	\$629,400,538
ARP Owner Reserve	\$11,407,665	\$0	\$0	\$0	\$0	\$11,407,665
Total ARP Program Budget	\$5,134,973,062	\$5,102,577,565	\$4,318,974	\$5,106,896,539	\$4,774,611,845	\$5,134,973,062

Overall Budget



- **Original Program Budget. \$1,541,998,560. Established Sep. 2015**
- TRP Program. Terminal, South Concourse, Parking Garage, Gateway and Roadways.
- **North Concourse Update. \$3,575,971,000. Updated May 2018**
- North Concourse West and Phase 3, Central Tunnel and Associated Paving.
- **Budget Update Revision. \$4,072,259,659. Updated January 2020**
- Additional scope items including Taxiway Repaving, Redundant Fuel Line, Full Demolition of Existing Facilities, Rephasing Costs, Hardstand Costs.
- **Budget Update Revision. \$4,451,973,064. Updated September 2021**
- Additional Scope Items Including Day 2 Work Items and BHS Expansion.
- **Phase 4 Incorporation. \$5,134,973,064. Updated November 2022.**
- 16 Gate Expansion and Associated Paving. Current Budget.

Airfield

- **Continued Airfield Ductbank, Wire Pulling & Light Can Installations**
- **Continued Airfield P-501 Concrete Placement**
- **Started Asphalt Shoulder Paving and at the Mid-Field Tunnel**

Concourse 'B' East - Phase 3 / Ancillary Projects



Airport Command and Control Space – Concourse 'B'

- **Concrete Floor Polish completed**
- **Horizontal Cable Pulling started**

Terminal BSO Construction

- **Storefront Structural Steel Framing complete**
- **Interior Metal Stud Framing started**

Concourse 'B' Frontier Back of House Space Renovation

- **All Scope completed**

United Airlines Temporary Operations Trailers

- **All Scope completed**

Concourse 'B' East – 16 Gates (Phase 4)



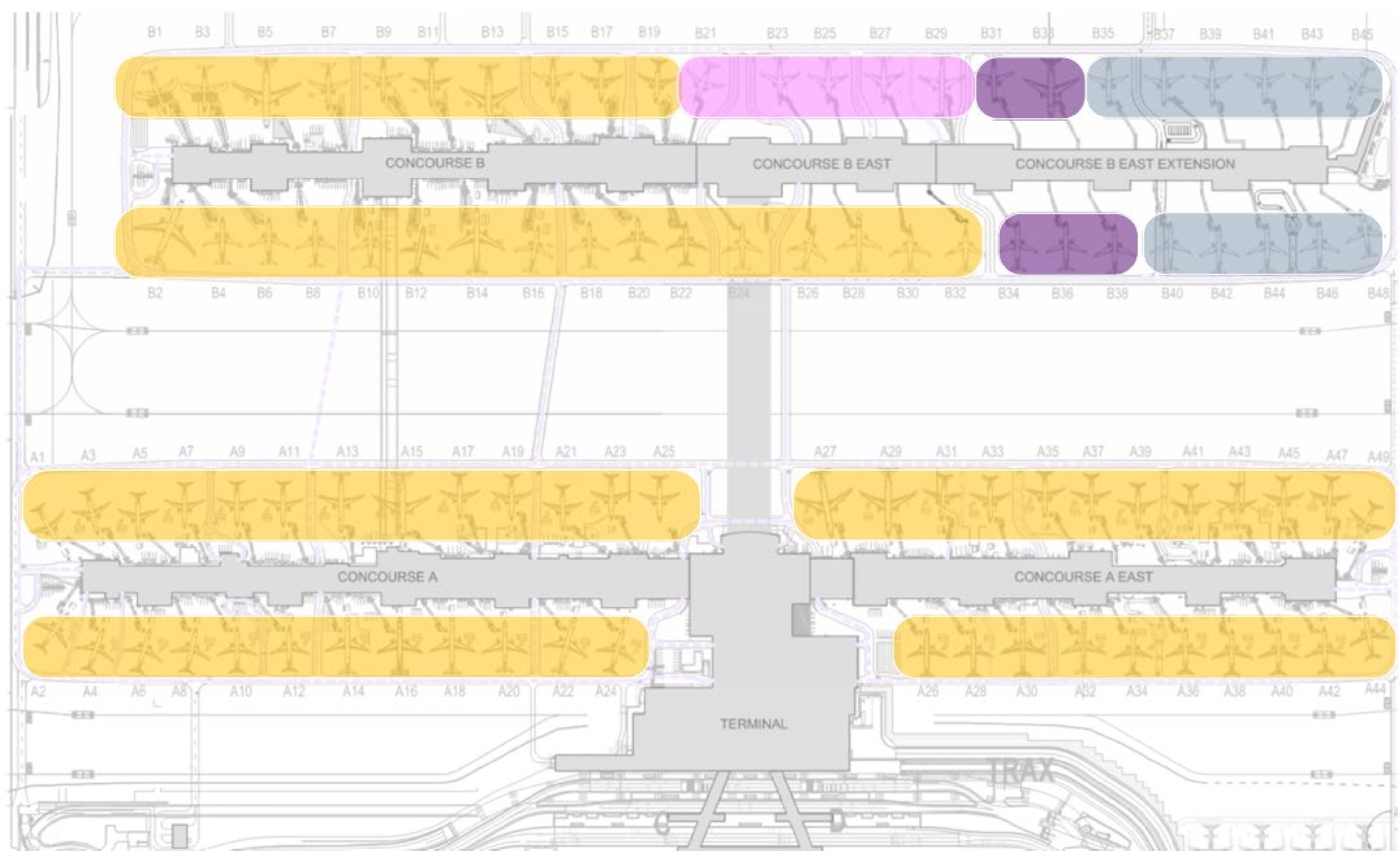
Concourse 'B' East 16 Gates (Phase 4)

- Concourse B East Early Gate Temporary Certificate of Occupancy received**
- Early Gate SIDA Doors Activated and SIDA Sweep complete**
- Early Gate Ceiling Grid, Ceiling Tile Installation and Lighting complete**
- Early Gate Level 1 and 2 Airline Millwork Installations complete**
- Early Gate HVAC System Commissioning progressing**
- Early Gate PA System and PS DAS System Testing and Commissioning started**
- Early Gate Elevator/Moving Walkway State Certification Inspections started**
- Early Gate to Existing Facility Architectural Finish Tie-In started**
- Remaining Gate Level 2 Terrazzo Rough Placement complete**
- Remaining Gate Holdroom Ceiling Grid Assembly and Installation started**
- Remaining Gate Level 2 Public Restroom Entrance Tile started**

Overall Phase 3 and Phase 4 Phased Delivery



- 73 CURRENT GATES OPEN
- 05 Phase 3 GATES OPEN OCT OF 2025
- 05 Phase 4 GATES OPEN OCT OF 2025
- 11 Phase 4 GATES OPEN OCT OF 2026



North Apron Paving Areas – 06/26/2025



Concourse B East – 06/26/2025



Concourse B Level 1 Early Gate – Interior Photos



Area L Tenant Comm Room CRAC Units



Area L Comm Room Racks



Area K Loading Dock Lifts



Area L Restroom Fixtures

Concourse 'B' Level 2 – Early Gates



Southwest Airlines Gate Millwork



Moving Walkway Testing & Calibration



Area K Circulation Looking East



Area L Circulation Start of Cleaning

Concourse B East Level 2 - Remaining Gates



Area M Restroom Entrances



Area M Circulation Looking West



Area N Rough Terrazzo




Area N Looking Southwest

Concourse B East - Exterior



Area N Holdroom Exterior Glazing



South Bag Transfer Pier Masonry



Area P Sidewalk Vapor Barrier




Area P Bus Shelter

Airside Civil



Area N Holdroom Exterior Glazing



South Bag Transfer Pier Masonry



Area P Sidewalk Vapor Barrier



Area P Bus Shelter

Terminal BHS Expansion




Test Bags



TSA Room Conveyor Addition



A-Nub New Slab Finishing



A-Nub South Building Expansion Fire Hydrant Relocation

Lounges




AmEx Lounge



AmEx Lounge



Delta SkyClub



Delta SkyClub


Ancillary Projects and Concessions




Bulletin 510 Terminal L2 Bag Service Office Relocation



Bulletin 211 Concourse B L1 Airport Control Center



National Parks



Hudson News

AGENDA: DISCUSSION ITEM (C)

DATE: 17 September 2025

TO: Airport Advisory Board

FROM: Bill Wyatt, Executive Director

SUBJECT: Runway Extension Update

Brady Fredrickson, Director of Airport Planning & Capital Programming - (presentation on file).



SLC RUNWAY EXTENSION UPDATE

9/17/2025





SLC – Master Plan Recap

SLC – Master Plan Recap



SLC – Master Plan Recap





Runway Extension Update

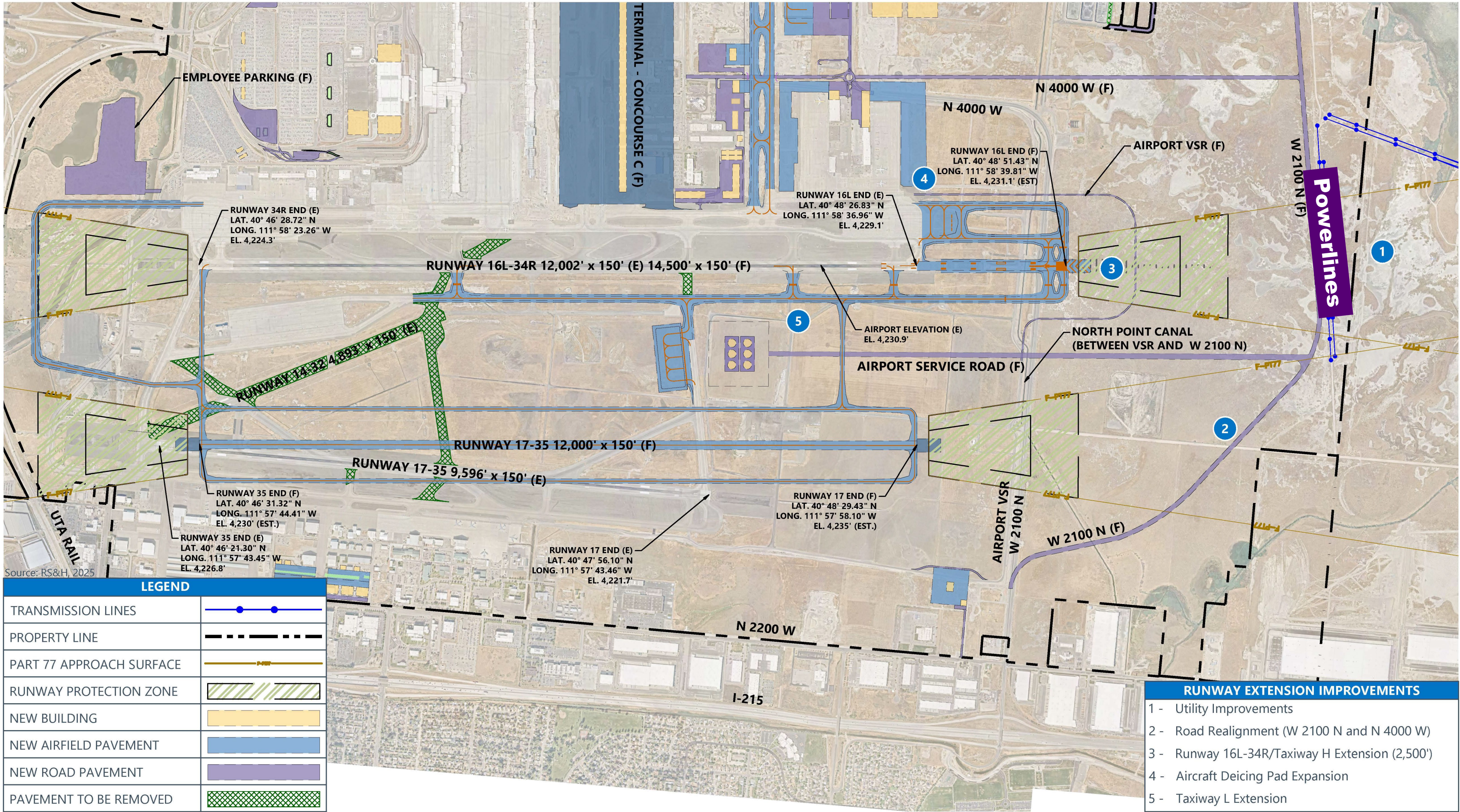
Runway Extension Update



- The high elevation, high maximum mean temperature, and existing obstructions to the north present challenges to aircraft performance and result in limitations to the allowable take-off weight of some aircraft using the airport.

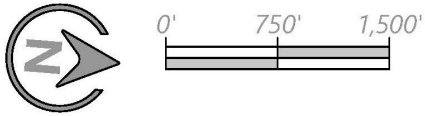


SLC – Runway Extension

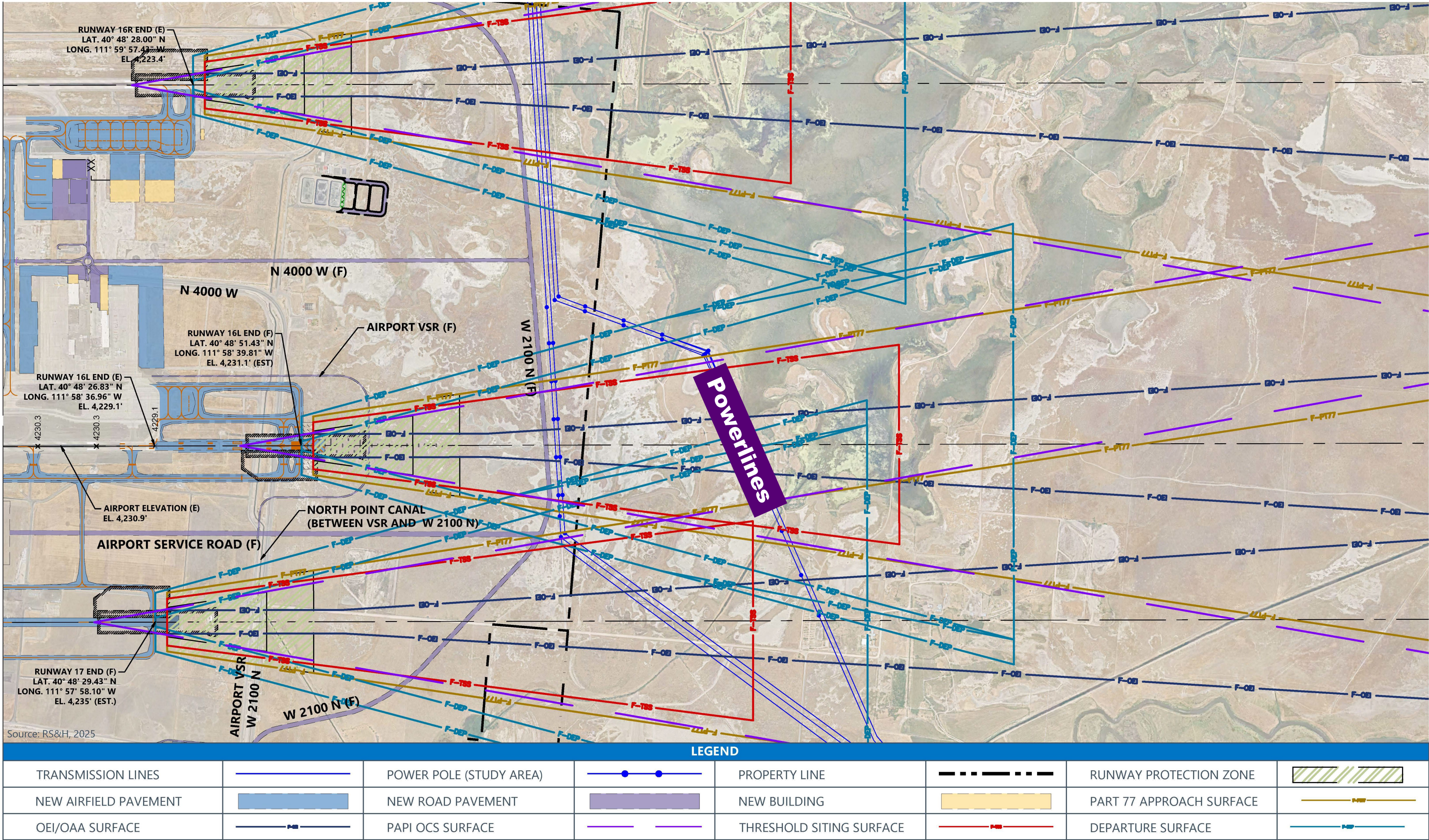


SALT LAKE CITY INTERNATIONAL
AIRPORT
SALT LAKE CITY, UTAH

CENTER RUNWAY 16L-34R EXTENSION JUSTIFICATION STUDY
SHEET 1 - PROGRAM LOCATION



SLC – Runway Extension

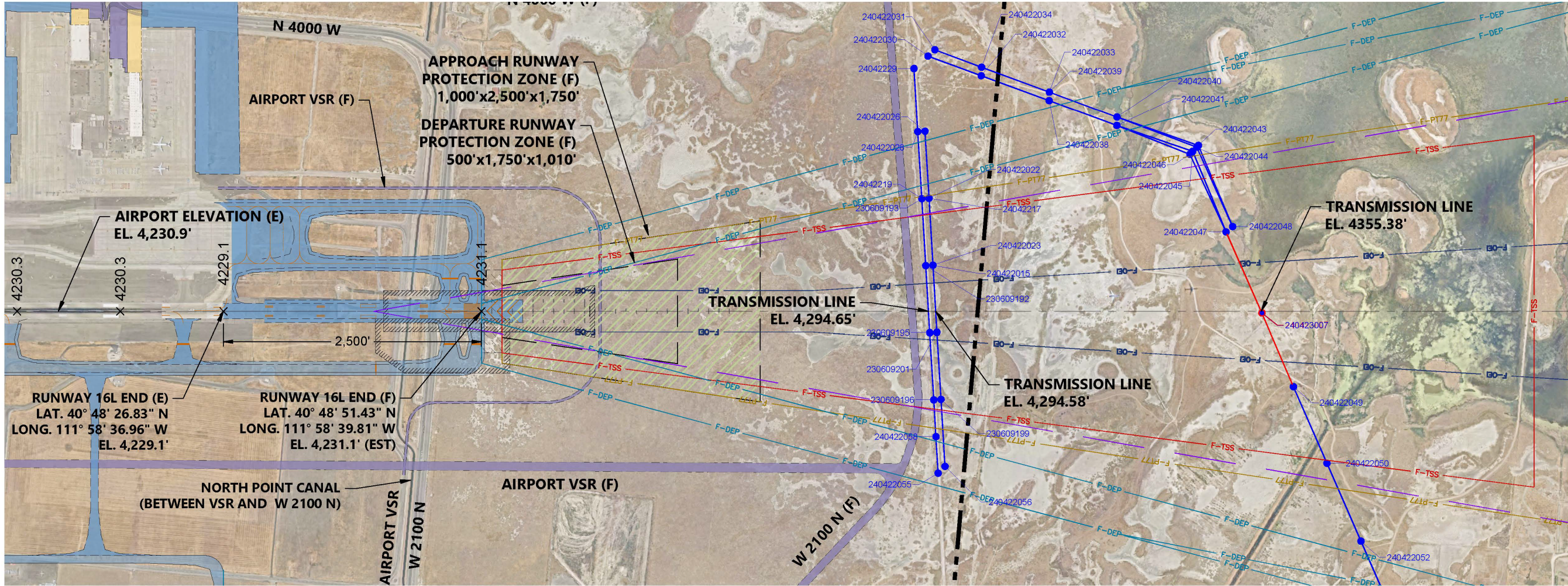


SALT LAKE CITY INTERNATIONAL
AIRPORT
SALT LAKE CITY, UTAH

CENTER RUNWAY 16L-34R EXTENSION JUSTIFICATION STUDY
SHEET 4 - NORTH AIRFIELD INNER APPROACH PLAN (FUTURE)

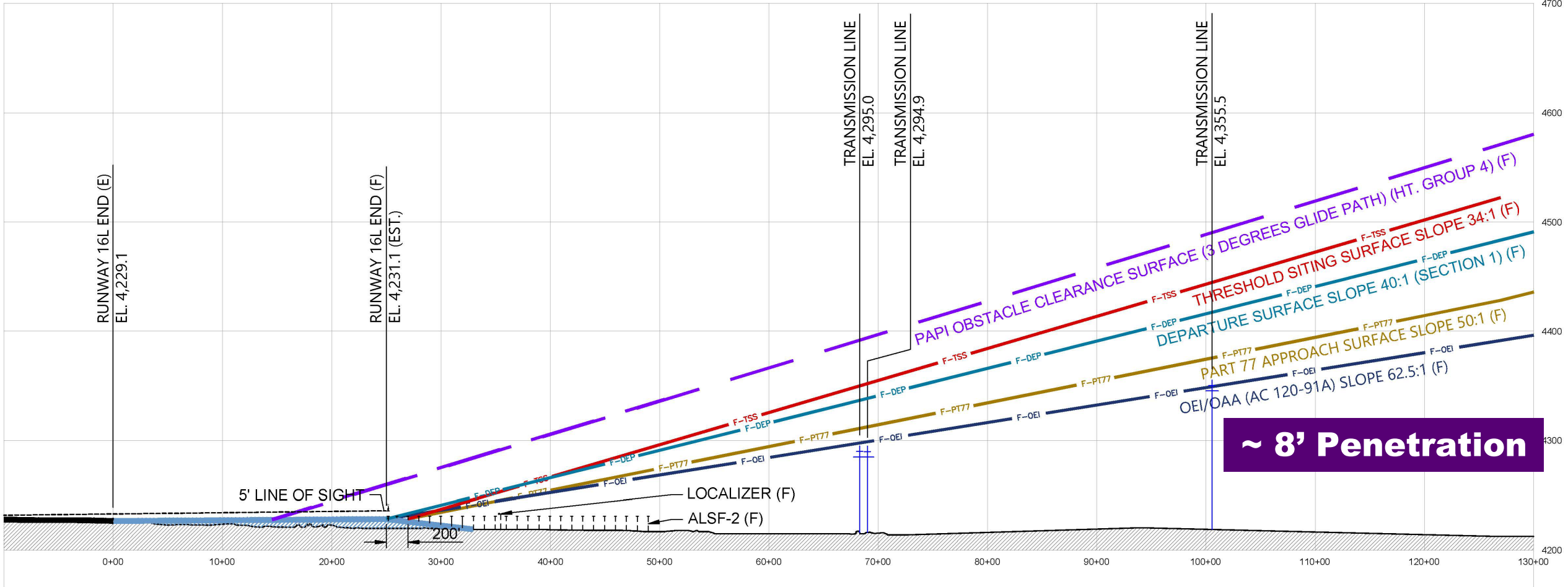


SLC – Runway Extension



FUTURE RUNWAY 16L OBSTRUCTION TABLE				
OBJECT NUMBER	OBJECT DESCRIPTION	OBJECT TOP ELEVATION	SURFACE CLEARANCE (- CLEAR)	
			PART 77 (FT.)	OEI (FT.)
24042217	Power Pole	4295.96	-17.92	N/A
24042219	Power Pole	4296.22	-16.27	N/A
24042229	Power Pole	4298.83	-82.17	N/A
230609192	Power Pole	4295.59	-17.68	N/A
230609193	Power Pole	4295.92	-16.57	N/A
230609195	Power Pole	4294.65	-19.31	-5.89
230609196	Power Pole	4300.28	-14.48	N/A
230609199	Power Pole	4295.07	-21.10	N/A
230609201	Power Pole	4294.58	-20.84	-7.05
240422015	Power Pole	4295.60	-18.06	N/A
240422022	Power Pole	4296.25	-17.63	N/A
240422023	Power Pole	4295.64	-18.02	N/A
240422026	Power Pole	4301.05	-79.95	N/A
240422028	Power Pole	4295.83	-85.17	N/A
240422030	Power Pole	4331.65	-49.35	N/A
240422031	Power Pole	4331.10	-49.90	N/A
240422032	Power Pole	4354.94	-26.06	N/A
240422033	Power Pole	4323.25	-57.75	N/A
240422034	Power Pole	4324.65	-56.35	N/A
240422038	Power Pole	4352.30	-28.70	N/A
240422039	Power Pole	4323.19	-57.81	N/A
240422040	Power Pole	4321.61	-59.39	N/A
240422041	Power Pole	4356.12	-24.88	N/A
240422043	Power Pole	4333.36	-43.72	N/A
240422044	Power Pole	4333.45	-41.72	N/A
240422045	Power Pole	4345.22	-25.23	N/A
240422046	Power Pole	4345.11	-22.10	N/A
240422047	Power Pole	4360.61	-10.79	See Note 1
240422048	Power Pole	4321.35	-51.31	N/A
240422049	Power Pole	4350.12	-34.28	See Note 1
240422050	Power Pole	4354.04	-36.87	N/A
240422052	Power Pole	4353.41	-27.59	N/A
240422054	Power Pole	4355.41	-25.59	N/A
240422055	Power Pole	4324.31	-52.35	N/A
240422056	Power Pole	4299.33	-67.96	N/A
240422058	Power Pole	4304.84	-21.30	N/A
240423007	Power Pole	4355.38	-22.94	3.35

Notes:
1. Poles exist outside of OEI surface but attached powerline passes through the OEI surface and is anticipated to be an obstruction.



LEGEND	
POWER POLE	● 200000
TRANSMISSION LINES	—
PROPERTY LINE	---
RUNWAY PROTECTION ZONE	▨
NEW AIRFIELD PAVEMENT	▨
NEW ROADWAY	▨
PART 77 APPROACH SURFACE	— F-P177
OEI/OAA SURFACE (AC 120-91A)	— F-OEI
PAPI OCS SURFACE (AC 150/5340-300)	— F-TSS
THRESHOLD SITING SURFACE (AC 150/5300-13B)	— F-TSS
DEPARTURE SURFACE (AC 150/5300-13B)	— F-DEP



SALT LAKE CITY INTERNATIONAL
AIRPORT
SALT LAKE CITY, UTAH

CENTER RUNWAY 16L-34R EXTENSION JUSTIFICATION STUDY
SHEET 5 - RUNWAY 16L INNER APPROACH PLAN AND PROFILE (FUTURE)



0' 600' 1,200'





Runway Length Analysis

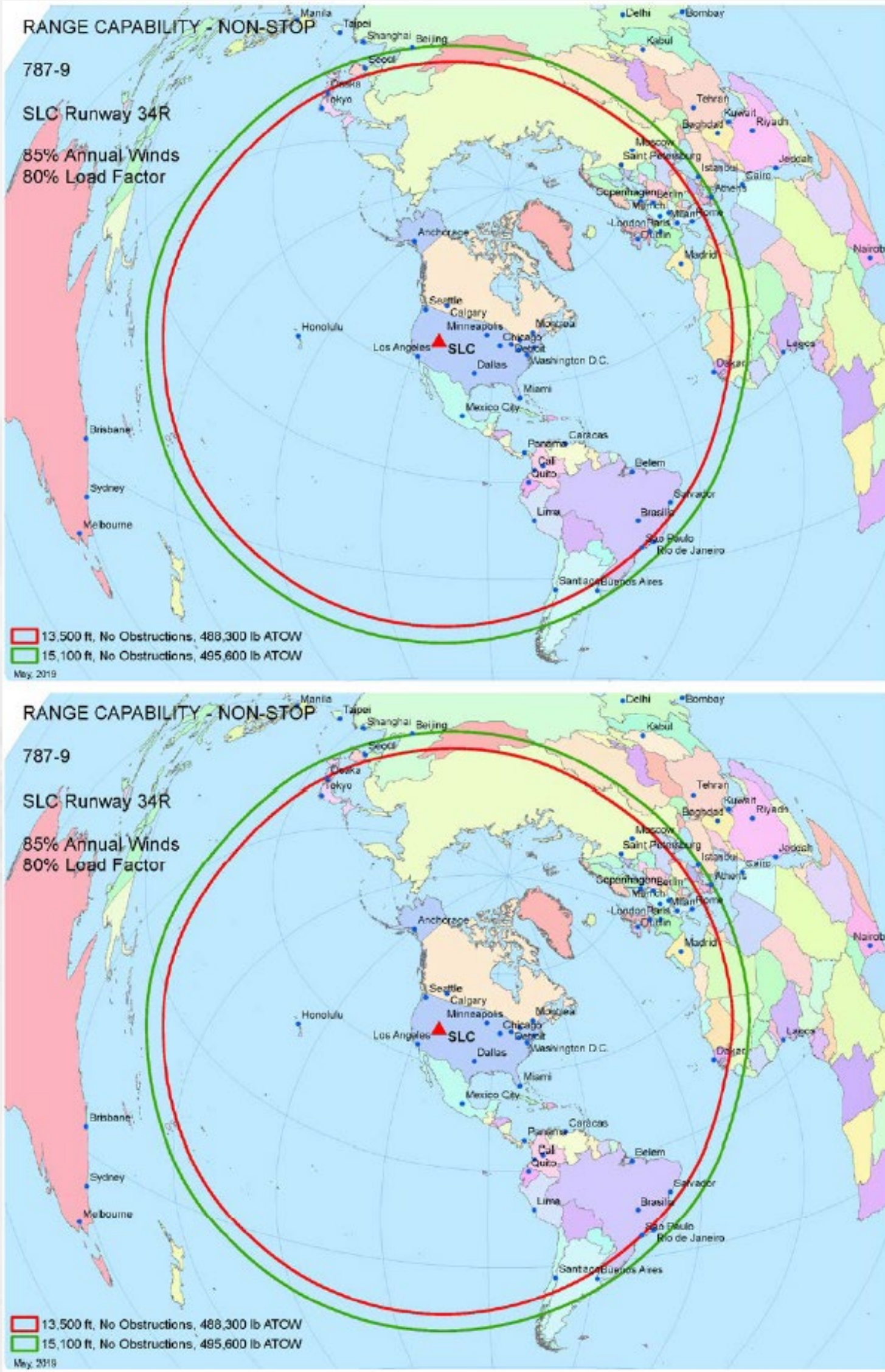
SLC- Master Plan Capacity Analysis



Runway Length	Obstructions	Airbus A330		Airbus A350	
		Allowable Take-Off Weight (lbs)	Limitation	Allowable Take-Off Weight (lbs)	Limitation
12,002'	Existing	482,750	Brake Energy	539,035	Obstacle
13,500'		483,976	Obstacle	545,999	Obstacle
15,100'		483,827	Obstacle	548,509	Obstacle
16,000'		483,742	Obstacle	548,409	Obstacle
12,002'	None	482,750	Brake Energy	541,366	Field Length
13,500'		488,304	Brake Energy	555,841	Field Length
15,100'		493,570	Brake Energy	564,953	Brake Energy
16,000'		496,214	Brake Energy	567,350	Brake Energy

For the Airbus A330 and A350 a 13,500 – 15,100’ runway allows for a range of destinations, including Seoul, Rio, and nearly all of Europe.

RWY length shown on ALP = **14,500’**



SLC - Field Length Analysis



Runway lengths above 14,500’ have little impact on aircraft range and load factor
Air Temperature, Brake Energy, Climb, and Obstacles are the limiting factors

A350-900 (Delta 306 Seats) 35H (275 Seats)
101F / 38.3C – 95% Temperature
All Powerlines Mitigated

ICN

Runway Length (ft)	Aircraft Take Off Weight	Seats Filled	Load Factor
14,502	547,252	301	98%
14,750	548,073	303	99%
15,000	548,894	305	100%
15,250	549,449	306	100%

Brake Energy

A350-900 (Delta 306 Seats) 35H (275 Seats)
101F / 38.3C – 95% Temperature
Powerlines – Height Reduced by 10ft.

ICN

Runway Length (ft)	Aircraft Take Off Weight	Seats Filled	Load Factor
14,502	538,087	274	89%
14,750	538,179	274	89%
15,000	538,272	274	90%
15,250	538,228	274	90%

Brake Energy

A350-900 (Delta 306 Seats) 35H (275 Seats)
101F / 38.3C – 95% Temperature
Powerlines – Height Reduced by 20ft.

ICN

Runway Length (ft)	Aircraft Take Off Weight	Seats Filled	Load Factor
14,502	541,387	283	92%
14,750	541,787	285	93%
15,000	542,187	286	93%
15,250	542,164	286	93%

Brake Energy

Field Length – 14,750’
Existing FAA Control Tower Becomes an Obstacle



Temperature and Obstacles

SLC – Air Temperature and Obstacle Analysis



➤100.9F / 38.3C is being used in this study based on 95th percentile 10-year historical July METAR data for SLC

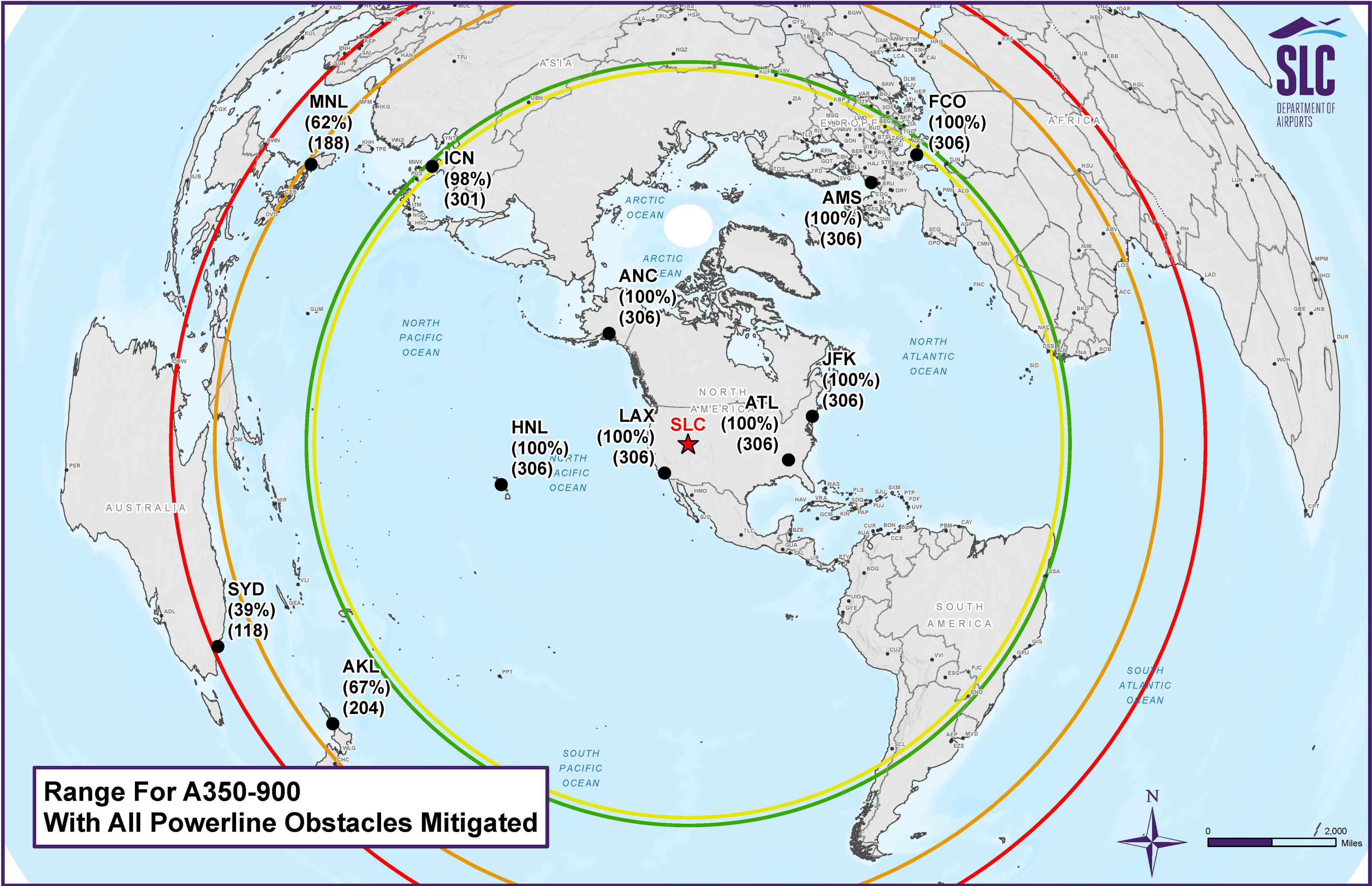
Local Hour	95th Percentile Temp (°F)	95th Percentile Temp (°C)
12 AM	82°F	27.8°C
1 AM	81°F	27.2°C
2 AM	80°F	26.7°C
3 AM	79°F	26.1°C
4 AM	78°F	25.6°C
5 AM	77°F	25.0°C
6 AM	77°F	25.0°C
7 AM	79°F	26.1°C
8 AM	83°F	28.3°C
9 AM	86°F	30.0°C
10 AM	89°F	31.7°C
11 AM	92°F	33.3°C
12 PM	96°F	35.6°C
1 PM	98°F	36.7°C
2 PM	100°F	37.8°C
3 PM	101°F	38.3°C
4 PM	101°F	38.3°C
5 PM	100°F	37.8°C
6 PM	98°F	36.7°C
7 PM	95°F	35.0°C
8 PM	91°F	32.8°C
9 PM	88°F	31.1°C
10 PM	85°F	29.4°C
11 PM	83°F	28.3°C

➤85.1F / 29.5C Average SLC temperature at Noon – Summer 2025

➤Existing Transmission Lines - SLC



SLC – Air Temperature and Obstacle Analysis – 14,502 Field Length



ICN – A359

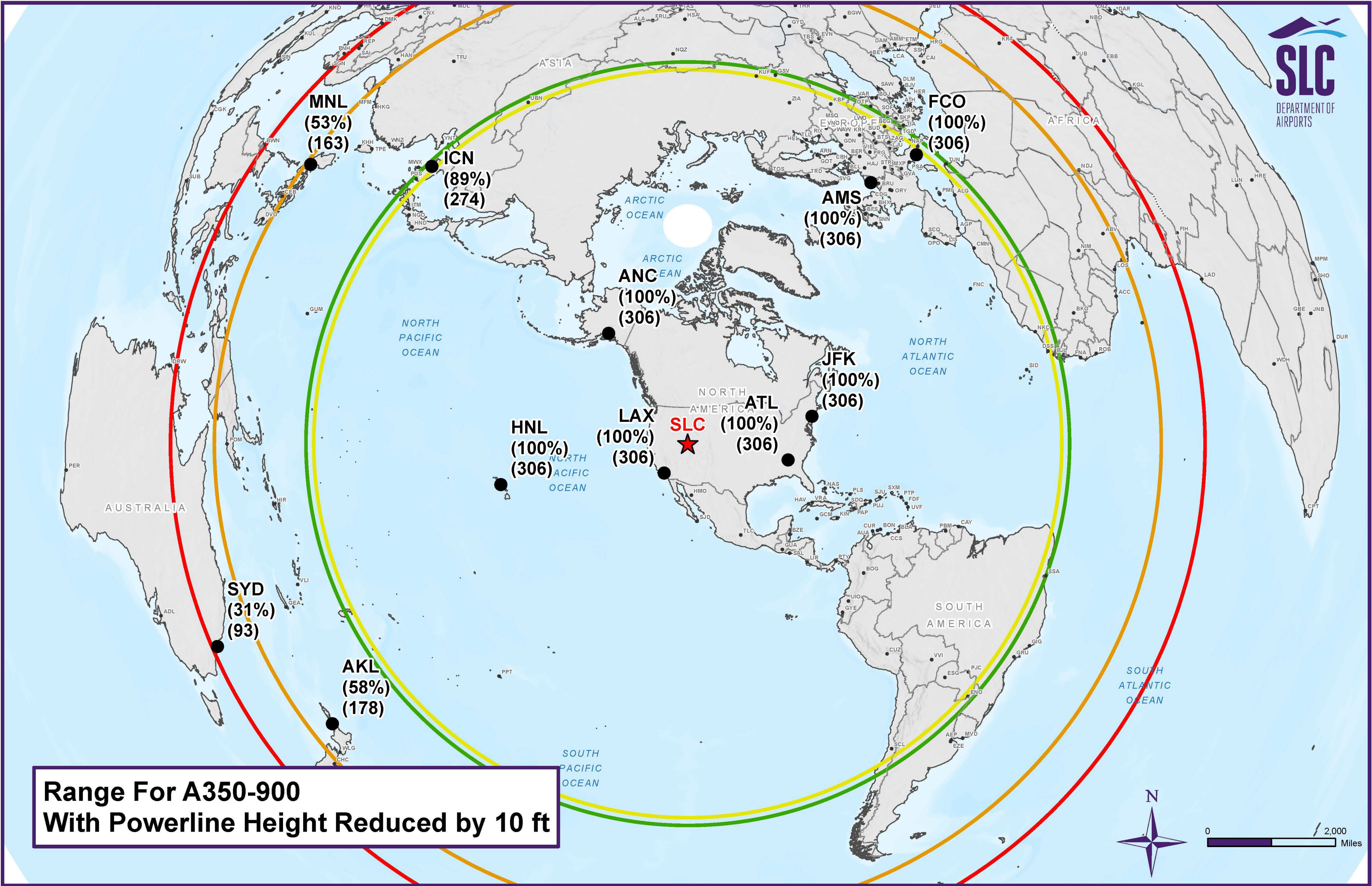
101F / 38.3C

- 301 Seats – 98% LF

96F / 36C (12pm Departure)

- 306 Seats – 100% LF

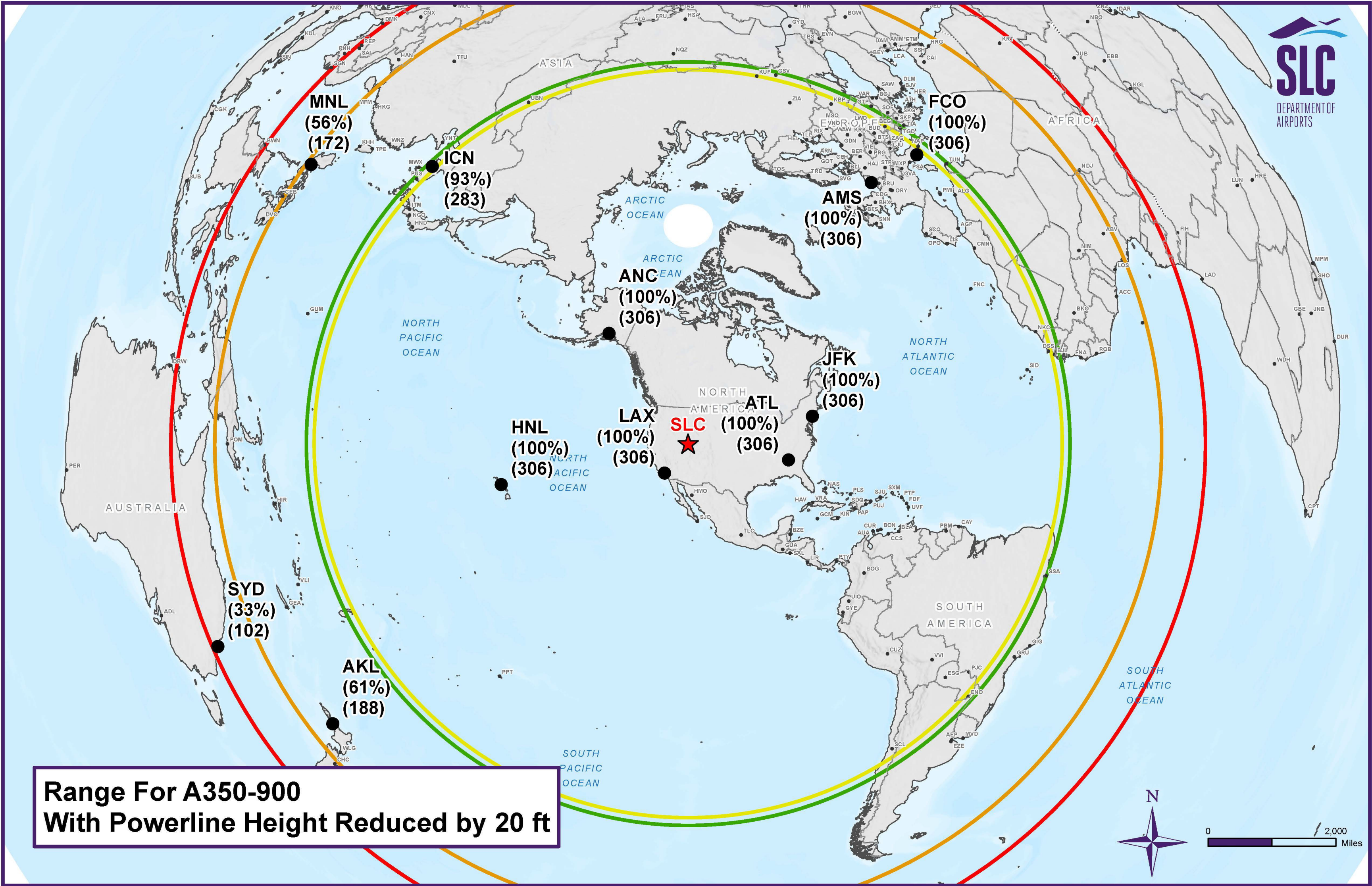
SLC – Air Temperature and Obstacle Analysis – 14,502 Field Length



ICN – A359
101F / 38.3C
• 274 Seats – 89% LF

96F / 36C (12PM Departure)
• 280 Seats – 92% LF

SLC – Air Temperature and Obstacle Analysis – 14,502 Field Length

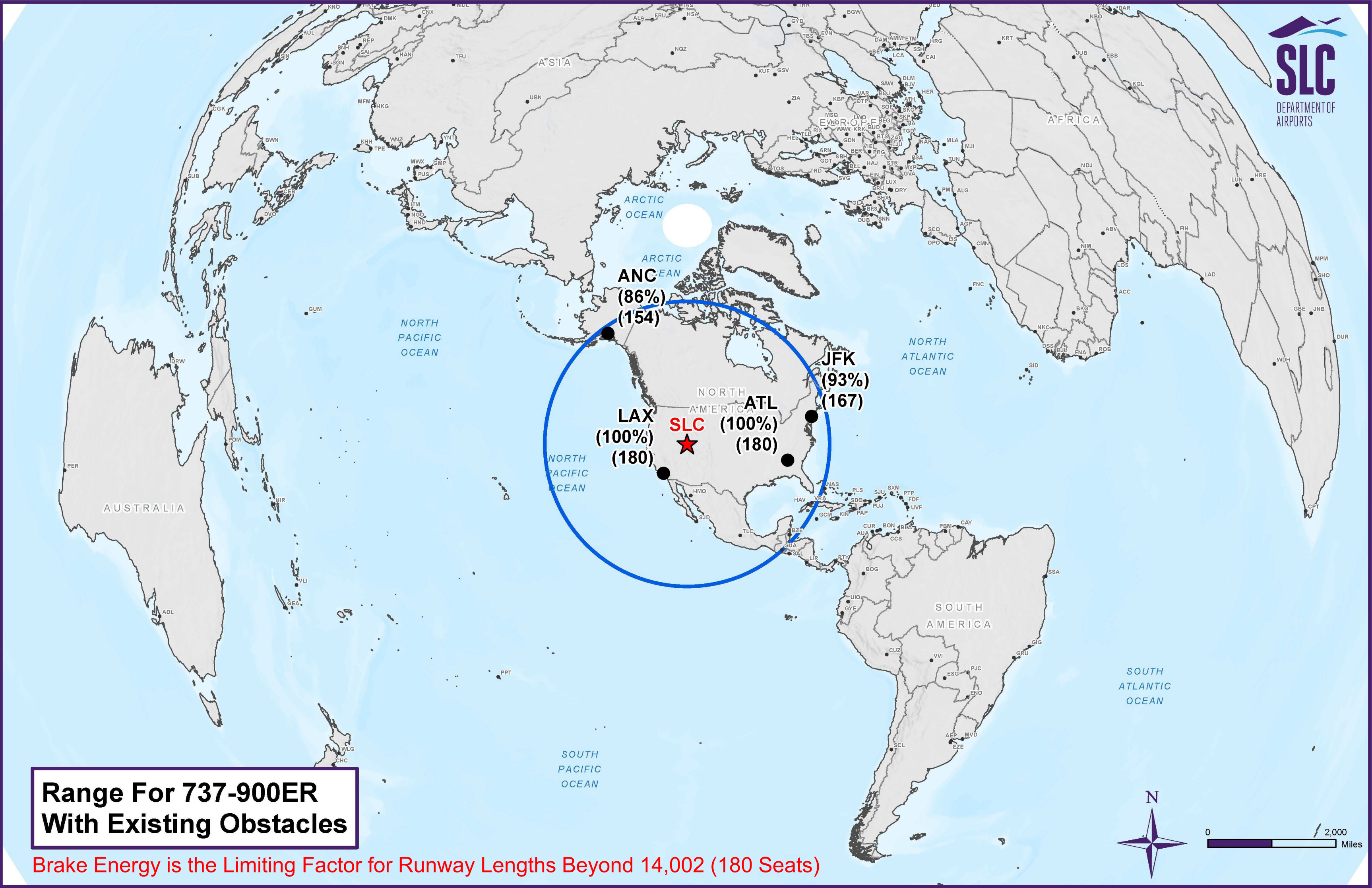


- ICN – A359**
101F / 38.3C
• 283 Seats – 93% LF
- 96F / 36C (12PM Departure)**
• 289 Seats – 94% LF

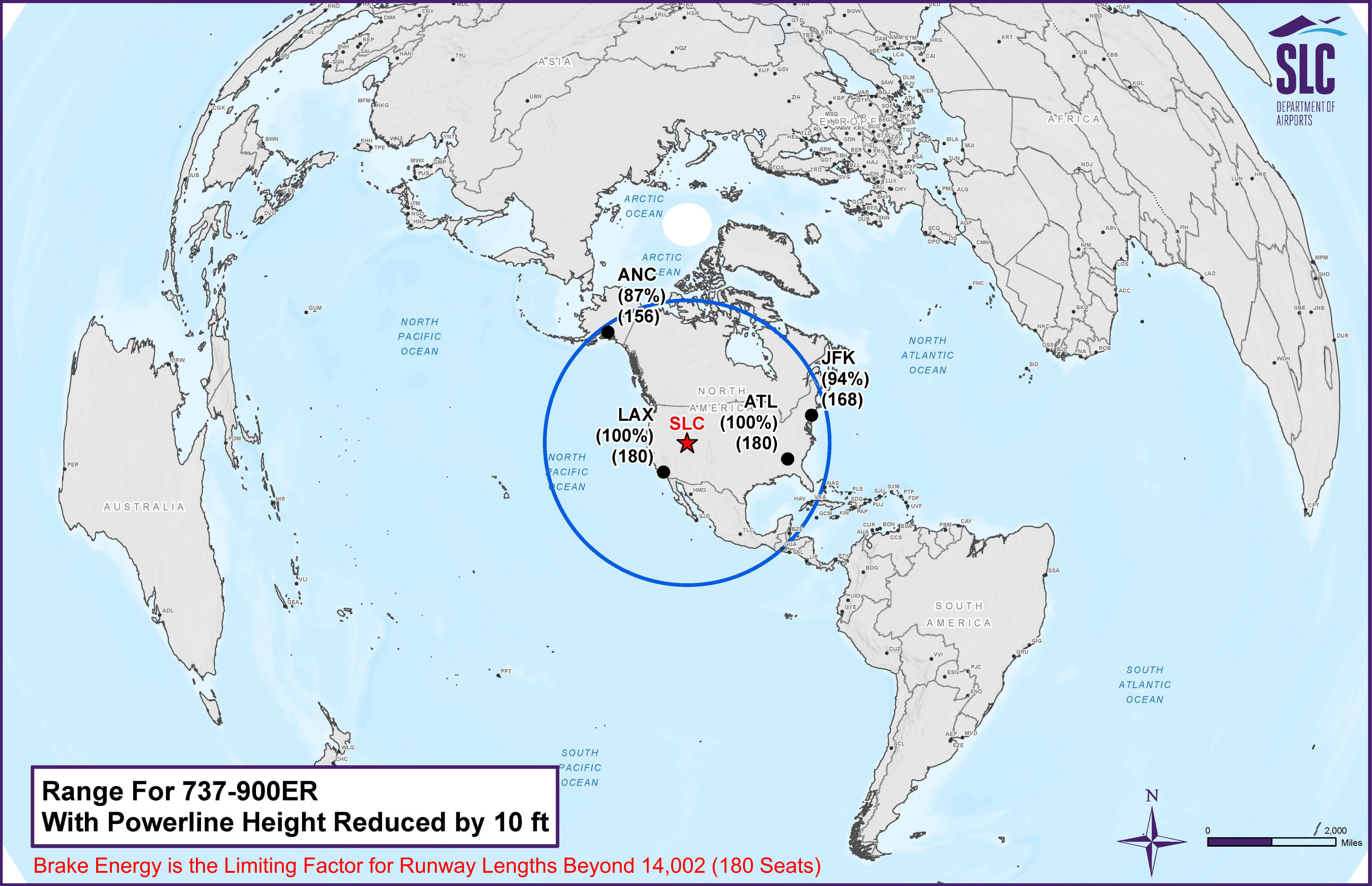


Narrow Body Aircraft Performance

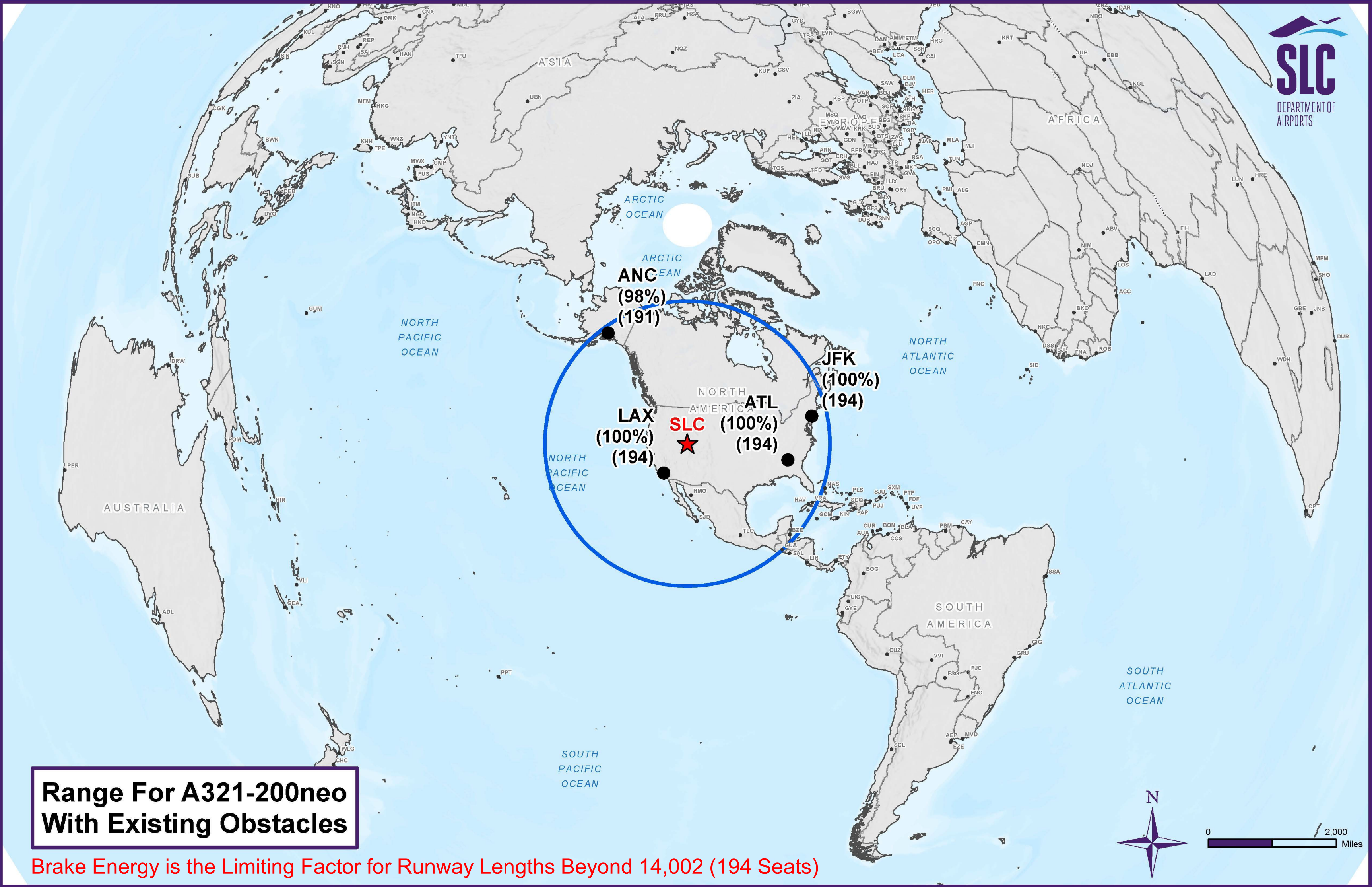
SLC – Narrow-Body - 14,502 Field Length



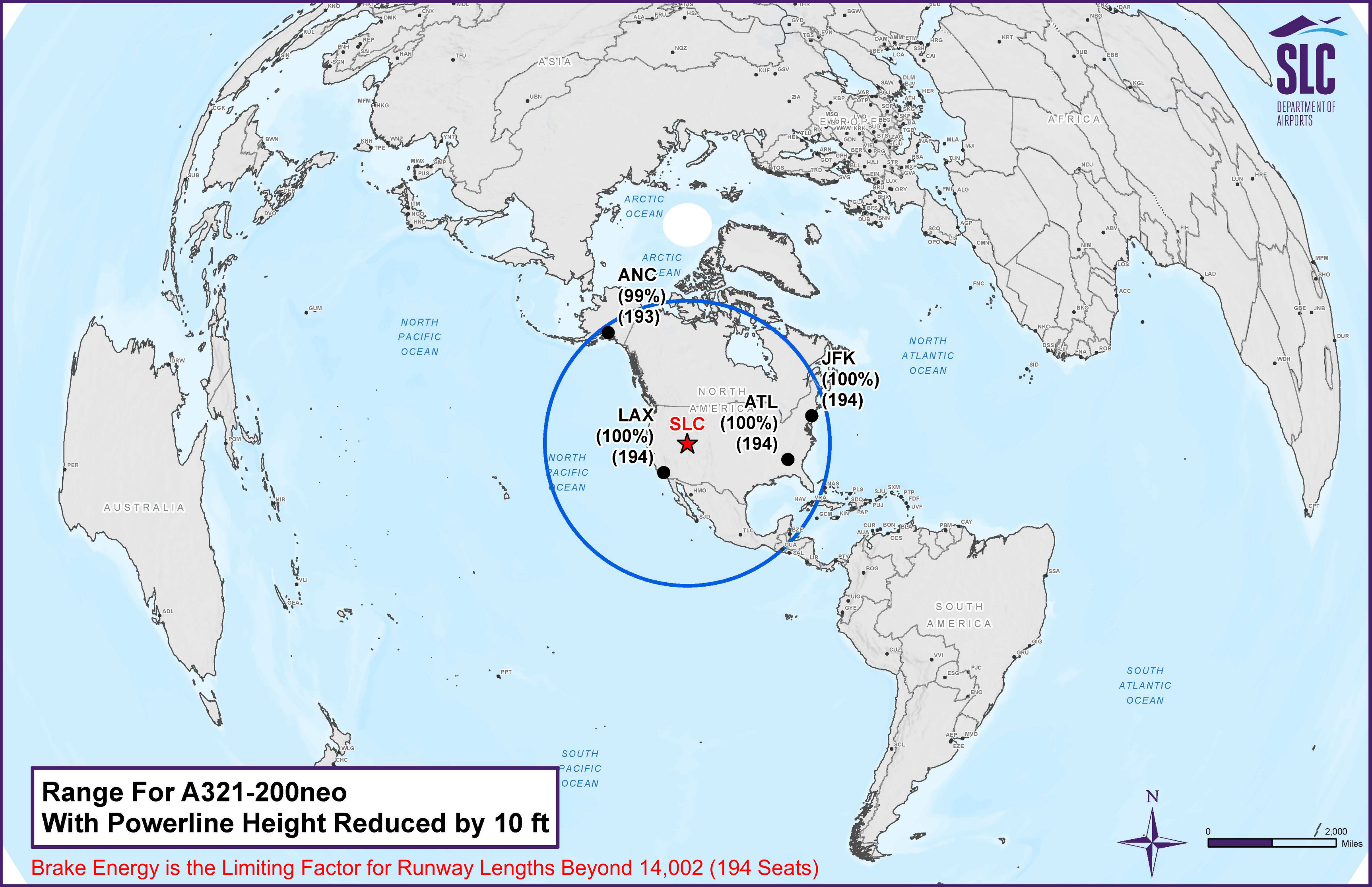
SLC – Narrow-Body - 14,502 Field Length



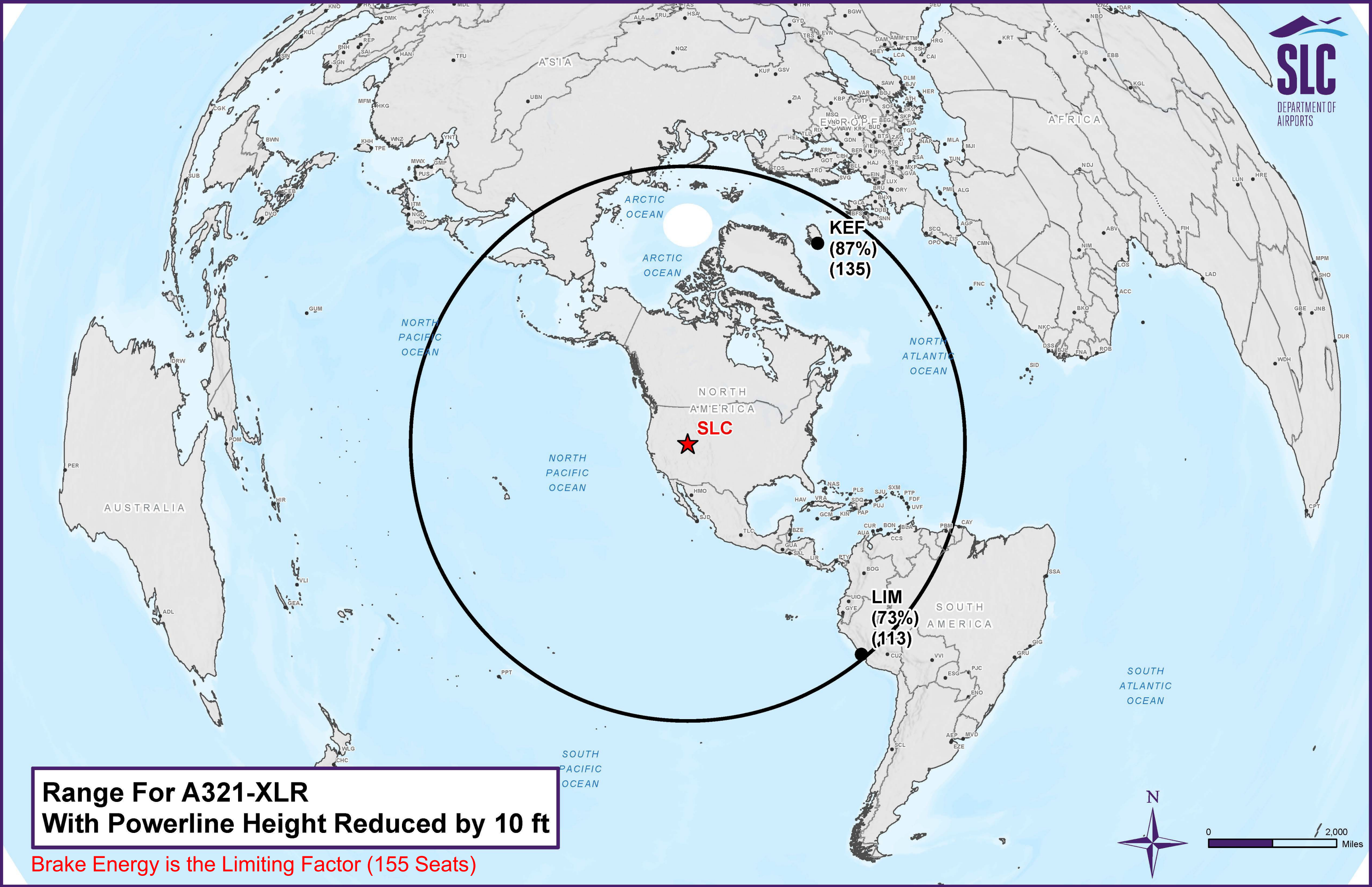
SLC – Narrow-Body - 14,502 Field Length



SLC – Narrow-Body - 14,502 Field Length



SLC – Narrow-Body - 14,502 Field Length – International Service





Next Steps & Timeline

September - Finish Analysis / Preliminary Discussion w/FAA

October 20 - 24 – Runway Extension Committee Meetings

November 6 - 7 – Visit FAA Denver Offices

Fall/Winter 2025 – Planning Complete by January 1st

Discussion with PacifiCorp / Powerlines

SLC- Master Plan Capacity Analysis – **TIMELINE** (Tentative)



Phase 1 – NEPA Documentation

2 Years (2026 - 2027)

Phase 2 – Transmission Lines

2 Years (2027 - 2028)

Phase 3 – 2100 North Street Relocation

1 Year (2029)

Phase 4 – Runway / Taxiway Extension

2 - 3 Years (2030 – 2033)



Advisory Board Meeting

September 17, 2025

Media Clippings

<https://slcairport.com/assets/pdfDocuments/AABoard/Sep2025ClippingPacket.pdf>

Compiled by the Communication & Marketing Dept.



**September 2025
Media Clippings**

Advisory Board Meeting

Compiled by Communication & Marketing Dept.

SLCDA Airport Advisory Board September 2025			
Date	Media Outlet	Subject	Market Value
7/23/2025	The Deseret News	Frontier adds SLC-SNA service	\$30,984.45
7/23/2025	Yahoo! News	Frontier adds SLC-SNA service	\$616,510.29
7/23/2025	MSN	Frontier adds SLC-SNA service	\$936,099.26
7/24/2025	Travel and Tour World	Frontier adds SLC-SNA service	\$158.84
7/25/2025	The Deseret News	New SLC-Peru service	\$30,984.45
7/25/2025	Yahoo! News	New SLC-Peru service	\$616,510.29
7/25/2025	KSL	Frontier adds SLC-SNA service	\$33,615.35
7/27/2025	The Salt Lake Tribune	Tariffs affecting Salt Lake City	\$23,677.74
7/27/2025	KSL	The New SLC Phase 4 update	\$303.84
7/28/2025	Focus on Travel News	Frontier adds SLC-SNA service	\$584.04
7/30/2025	Fox 13	ICE flights leaving from SLC	\$4,331.60
8/1/2025	The Salt Lake Tribune	SLC ranked among turbulent airports	\$23,677.74
8/2/2025	Fox News	Best food at U.S. airports	\$407,743.50
8/4/2025	Construction Equipment Guide	Utah Infrastructure	\$412.96
8/6/2025	Fox 13	United delays not affecting SLC	\$2,886.26
8/6/2026	Way	Best airports for layovers	\$52,903.46
8/7/2025	ABC4	United delays not affecting SLC	\$337.34
8/7/2025	Aviation Pros	HMSHost Connoisseur's Collection	
8/7/2025	Global Travel Retail	HMSHost Connoisseur's Collection	\$126.10
8/9/2025	KNRS Travel Show	The New SLC update	
8/11/2025	Simple Flying	AmEx Centurion Lounges	\$34,080.61
8/13/2025	Building Design + Construction	The New SLC	
8/14/2025	Fox 13	AirHelp ranks SLC No. 1 in U.S.	\$1,697.28
8/14/2025	Travel + Leisure	AirHelp ranks SLC No. 1 in U.S.	\$146,291.47
8/14/2025	Men's Journal	AirHelp ranks SLC No. 1 in U.S.	\$109,177.44
8/14/2025	Simple Flying	Provo airport vs. SLC	\$34,080.61
8/15/2025	The Deseret News	AirHelp ranks SLC No. 1 in U.S.	\$24,538.94
8/15/2025	KSL	AirHelp ranks SLC No. 1 in U.S.	\$32,437.94
8/15/2025	Fox 13	AirHelp ranks SLC No. 1 in U.S.	\$10,453.85
8/15/2025	KNRS	AirHelp ranks SLC No. 1 in U.S.	
8/15/2025	KUER	Air Canada strike affects SLC Airport	
8/15/2025	Yahoo! News	AirHelp ranks SLC No. 1 in U.S.	\$183,670.48
8/15/2025	MSN	AirHelp ranks SLC No. 1 in U.S.	\$968,603.81
8/15/2025	Travel and Tour World	TSA's touchless ID	\$35,967.76
8/16/2025	KSL	AirHelp ranks SLC No. 1 in U.S.	\$32,437.94
8/16/2025	KNRS Travel Show	Why no McDonald's at SLC Airport	
8/16/2025	Travel and Tour World	AirHelp ranks SLC No. 1 in U.S.	\$35,967.76
8/17/2025	KSL Radio	AirHelp ranks SLC No. 1 in U.S.	
8/17/2025	Newser	AirHelp ranks SLC No. 1 in U.S.	
8/18/2025	KIFI (Idaho Falls)	Air Canada strike affects SLC Airport	\$450.66
8/18/2025	Construction Review	Top 10 largest airports in U.S.	
8/18/2025	Money Talks News	TSA's touchless ID	\$6,732.09

8/20/2025	KUTV	AirHelp ranks SLC No. 1 in U.S.	\$653.22
8/22/2025	S.L. Business Journal	AirHelp ranks SLC No. 1 in U.S.	\$28.93
8/25/2025	KNRS	Airport project feedback	
8/25/2025	KUER	Airport project feedback	
8/25/2025	Going.com	SLC named No. 1 for travel deals	\$10,395.85
8/25/2025	USA Today	SLC named No. 1 for travel deals	\$606,469.91
8/25/2025	Travel Pulse	SLC named No. 1 for travel deals	\$435.56
8/26/2025	Islands	SLC named No. 1 for travel deals	\$60,248.32
8/27/2025	KSL	SLC named No. 1 for travel deals	\$815.80
8/27/2025	Travel and Tour World	SLC named No. 1 for travel deals	\$35,967.76
8/27/2025	Southern Living	SLC named No. 1 for travel deals	\$132,682.59
8/28/2025	KSL	SLC named No. 1 for travel deals	\$135.27
8/28/2025	KSL	Get Gephardt - SLC cheap flights	\$17,276.76
8/29/2025	Newsbreak	SLC named No. 1 for travel deals	\$157,906.45
8/30/2025	Newsbreak	Easiest airport to pass through	\$157,906.45
8/31/2025	Travel and Tour World	Labor Day weekend travel	\$35,967.76
9/2/2025	KSL	Get Gephardt - SLC cheap flights	\$1,143.14
9/2/2025	Travel and Tour World	Delta cancels multiple flights	\$35,967.76
9/3/2025	Reader's Digest	SLC named No. 1 for travel deals	\$40,075.06
9/3/2025	The Points Guy	Spirit ends service at SLC	\$50,149.35
9/3/2025	Maldankon	Spirit ends service at SLC	\$1.72
9/4/2025	The Deseret News	Spirit ends service at SLC	\$24,538.94
9/4/2025	KUTV	Spirit ends service at SLC	\$1,806.81
9/4/2025	ABC4	Spirit ends service at SLC	\$615.60
9/4/2025	KSL	Spirit ends service at SLC	\$39,571.11
9/4/2025	Fox 13	Spirit ends service at SLC	\$4,606.56
9/4/2025	KSL Radio	Spirit ends service at SLC	\$1,102.17
9/4/2025	The Sun	Spirit ends service at SLC	\$182,127.23
9/4/2025	The Palm Beach Post	Spirit ends service at SLC	\$26,488.03
9/4/2025	Men's Journal	Spirit ends service at SLC	\$109,177.44
9/4/2025	Quartz	Spirit ends service at SLC	\$12,113.19
9/6/2025	Univision	Spirit ends service at SLC	
9/6/2025	USA Today	Vote for best airports	\$606,469.91
9/6/2025	Union Rayo	SLC named No. 1 for travel deals	
9/7/2025	Simple Flying	Delta adds new routs	\$34,080.61
9/8/2025	Telemundo	ICE arrest at SLC Airport	
9/8/2025	Merced Sun-Star	SLC named No. 1 for travel deals	\$487.98
9/8/2025	Islands	AirHelp ranks SLC No. 1 in U.S.	\$23,996.85
9/9/2025	KUTV	No delays at SLC	\$1,506.99
9/9/2025	Univision	ICE arrest at SLC Airport	
9/10/2025	The Salt Lake Tribune	ICE arrest at SLC Airport	\$13,276.60
9/10/2025	Fox 13	TSA's "Families on the Fly"	\$795.76

SLC Airport News

Report ad

UTAH TRAVEL LIFESTYLE

Report: Salt Lake City International Airport emerges as the best airport in the nation

AirHelp's annual AirHelp Score report ranked over 200 airports around the world based on a variety of metrics

Published: Aug 15, 2025, 3:26 p.m. MDT



VIEW 22 COMMENTS



SHARE





By Caitlin Keith

Caitlin is a general assignment reporter with the Politics and the West team. She covers politics, breaking news and other topics.



NEW: Try Article Audio

KEY POINTS

- AirHelp's annual report ranked Salt Lake City International Airport as eighth best in the world and the best in the U.S.
- This report used millions of flight records, government statistics and over 13,500 airport reviews to rank over 200 airports.
- The second best airport in the U.S. was the Los Angeles International Airport, followed by the Minneapolis-St. Paul International Airport.

Thanks to its punctuality and shiny new terminal, the Salt Lake City International Airport scored the top spot in the country in AirHelp's 2025 report of the world's best airports, and is among the best in the world.

AirHelp, an online flight compensation service, annually releases its AirHelp Score identifying the world's best airports, and the recent 2025 report ranked over 200 airports around the world.

The Salt Lake City International Airport was ranked as the best airport in the U.S., taking eighth place globally with a high score of 8.29 out of 10.

Report ad

"The investment made into building a new airport is paying off and we are thrilled to be recognized by AirHelp as No. 1 in the U.S. and eighth globally," said Nancy Volmer, a spokesperson for the airport.

RELATED

TSA's 'Families on the Fly' hopes to make traveling with kids easier. Will that happen?

The report's rankings were based on millions of flight records, government statistics and over 13,500 airport reviews that focused on airport staff, cleanliness and wait times from 58 countries.

On-time performance of each airport carried the most weight, making up 60% of the score. Customer opinions on service, and the availability of food and shopping options, each made up 20% of the score.

How the Salt Lake City airport secured the top spot in the U.S.



Victor Salvador looks at the departures board at the Salt Lake City International Airport in Salt Lake City on Thursday, June 12, 2025. | Kristin Murphy, Deseret News PURCHASE IMAGE

The Salt Lake airport received an overall score of 8.29, but the ranking also gave scores for individual categories, per [AirHelp](#).

It received an 8.3 for on-time performance, an 8.1 for customer opinion, and an 8.3 for availability of food and shops.

According to [Travel + Leisure](#), there are a few factors that played into the airport's strong performance in the report. One factor was its punctual flights — 84% of the airport's flights arrive on time.

"The airport takes tremendous pride in the No. 1 on-time performance ranking and works closely with the airlines and other partners to insure passengers have a smooth experience from curb to air," Volmer wrote in an email to the Deseret News.

The airport's recent infrastructure upgrades, with a traveler-focused design, also contributed to the high ranking.

The airport's new terminal has been opening in phases since 2020 and is scheduled to be completed in 2026. According to Volmer, when finished there will a total of 94 gates and

101 concessions.

Volmer also shared that the New SLC is the first new hub airport in the U.S. built in the 21st century.

Top 3 airports in the U.S.

With an overall ranking of 21st, the Los Angeles International Airport ranked as the second-best airport in U.S.

22

[Comments](#)

The third-best airport in the U.S., according to [AirHelp](#), was the Minneapolis-St. Paul International Airport, which ranked 22nd in the world.

Top 10 airports in the world

Here's a list of the top 10 airports in the world, according to [AirHelp](#):

1. Cape Town International Airport — Cape Town, South Africa
2. Hamad International Airport — Doha, Qatar
3. King Khalid International Airport — Riyadh, Saudi Arabia
4. Brasília-Presidente Juscelino Kubitschek International Airport — Brasilia, Brazil
5. Muscat International Airport — Muscat, Oman
6. Tocumen International Airport — Panama City, Panama
7. King Shaka International Airport — Durban, South Africa
8. Salt Lake City International Airport — Salt Lake City, Utah
9. Bergen Flesland Airport — Bergen, Norway
10. King Fahd International Airport — Dammam, Saudi Arabia

The top airport in the world, the Cape Town International Airport, received an overall score of 8.57 with individual scores of 8.6 for on-time performance, 8.7 for customer opinion and 8.3 for food and shops.

RELATED

Utah got eclipsed by California in a stargazing list. But even Californians are throwing shade at the research

5 takeaways from the NTSB's hearings on the January DCA midair collision

Utah Today

Get all the news that's happening in the Beehive State in one place, as well as major national and world news that you value.

Email Address



By signing up, you agree to our [Privacy Notice](#) and European users agree to the data transfer policy.

NEWS > SALT LAKE CITY INTERNATIONAL AIRPORT



Salt Lake City International Airport named best in US, featured in Travel + Leisure



Photo by: Salt Lake City International Airport



By: Jeff Tavss

Posted 12:57 PM, Aug 15, 2025

SALT LAKE CITY — Attention all passengers, when arriving at Salt Lake City International Airport, please know that you have landed at the best-ranked airport in the entire U.S. (Also, remain seated with your seatbelts fastened until the seatbelt sign is turned off.)

Travel + Leisure magazine featured the new rankings conducted by AirHelp that placed Salt Lake City Int'l at the top of the list when it comes to the country's airports, and eighth in the world, the only U.S. airport to make the global Top 10.

Salt Lake City took top U.S. honors thanks to high marks in on-time performance, customer opinion, and food and shops, easily outpacing second-place finisher, Los Angeles International Airport.

AirHelp calculated its rankings by examining data and surveying thousands of passengers worldwide.

Passengers, whose scores made up 20 percent of the rankings, were asked to rate airports based on airport staff, wait times, accessibility and cleanliness.

Wait times contributed to 60 percent of the overall score, with Salt Lake City achieving an 8.3 score, meaning 83 percent of flights out of the airport were on time.

Food and shops made up the remaining 20 percent of the final score.

Since opening in 2020, Salt Lake City International Airport has garnered heaps of praise for its wide concourses and offerings for passengers waiting to fly out of Utah or arriving to enjoy Utah.

TOP 10 WORLD AIRPORTS:

1. Cape Town Airport (*South Africa*)
 2. Doha Hamad Airport (*Qatar*)
 3. Riyadh King Khaled Airport (*Saudi Arabia*)
 4. Brasília–Presidente Juscelino Kubitschek Airport (*Brazil*)
 5. Muscat Airport (*Oman*)
 6. Panama City Tocumen Airport (*Panama*)
 7. Durban King Shaka Airport (*Saudi Arabia*)
 8. **SALT LAKE CITY INTERNATIONAL AIRPORT**
 9. Bergen Flesland Airport (*Norway*)
 10. Dammam King Fahd Airport (*Saudi Arabia*)
-

Recent Northern Utah Stories

**2 officers
killed, suspect
in custody
after shooting
incident in
Tremonton**

**Neighbors
spring into
action as fire
destroys 2
houses in
West Jordan**

**Herriman
drowning
victim
identified as
college
basketball
player**

**Roy Police
hope curfew
for minors will
curb rise in
graffiti**



August 15, 2025



Report says Salt Lake City International Airport emerges as the best airport in the nation

SALT LAKE CITY — Thanks to its punctuality and shiny new terminal, the Salt Lake City International Airport scored the top spot in the country in AirHelp's 2025 report of the world's best airports, and is among the best in the world.

AirHelp, an online flight compensation service, annually releases its AirHelp Score identifying the world's best airports, and the recent 2025 report ranked over 200 airports around the world.

The Salt Lake City International Airport was ranked as the best airport in the U.S., taking eighth place globally with a high score of 8.29 out of 10.

"The investment made into building a new airport is paying off, and we are thrilled to be recognized by AirHelp as No. 1 in the U.S. and eighth globally," said Nancy Volmer, a spokesperson for the airport.

The report's rankings were based on millions of flight records, government statistics and over 13,500 airport reviews that focused on airport staff, cleanliness and wait times from 58 countries.

On-time performance of each airport carried the most weight, making up 60% of the score. Customer opinions on service, and the availability of food and shopping options, each made up 20% of the score.

How the Salt Lake City airport secured the top spot



Victor Salvador looks at the departures board at the Salt Lake City International Airport on June 12. The airport was ranked as the best in the nation, according to a new report from AirHelp. (Photo: Kristin Murphy, Deseret News)

The Salt Lake airport received an overall score of 8.29, but the ranking also gave scores for individual categories, per AirHelp.

It received an 8.3 for on-time performance, an 8.1 for customer opinion, and an 8.3 for availability of food and shops.

According to Travel + Leisure, there are a few factors that played into the airport's strong performance in the report. One factor was its punctual flights — 84% of the airport's flights arrive on time.

"The airport takes tremendous pride in the No. 1 on-time performance ranking and works closely with the airlines and other partners to insure passengers have a smooth experience from curb to air," Volmer told the Deseret News.

The airport's recent infrastructure upgrades, with a traveler-focused design, also contributed to the high ranking.

Related:



'Nests of respite': Salt Lake City International Airport unveils new sensory room

Salt Lake City International Airport cut the ribbon on its new sensory room on Wednesday, designating a space for those with sensory sensitivity challenges to use when visiting the airport.

The airport's new terminal has been opening in phases since 2020 and is scheduled to be completed in 2026. According to Volmer, when finished, there will be a total of 94 gates and 101 concessions.

Volmer also shared that the New SLC is the first new hub airport in the U.S. built in the 21st century.

This popular US airline ranked best for cheap flights, experts say

**Zach Wichter**

USA TODAY

Aug. 25, 2025, 12:01 a.m. ET

Key Points AI-assisted summary ⓘ

Going.com ranked the best value airports and airlines based on their proprietary deal data.

Salt Lake City, Tampa, and Atlanta airports offer the best domestic deals, while Orlando, Newark, and JFK offer the best international deals.

Southwest, American, and United are the top three airlines most likely to offer flight deals.

What is Salt Lake City's average domestic deal price?



How does booking strategy affect flight costs?



Which airline ranks first for flight deals?



BETA



Airfares are famously opaque, but the experts at Going.com unveiled new rankings that can help you feel assured you're getting a good deal the next time you fly.

In their first-ever Flight Deal Awards, the airfare booking and deals site released a list of the top airports and airlines for value airfares.

"The reason why I really love these awards is because a lot of the focus has been looking at airlines by quality, looking at how much they're flying, what's the biggest airport, or very easily quantifiable categories," Scott Keyes, the founder and chief flight expert at [Going.com](#), told USA TODAY in an interview. "What matters (to consumers) is how much the ticket costs, that's what matters at the end of the day."

With these awards, Keyes said, Going was able to put that cost principle front and center.

According to Going, the rankings were compiled using "proprietary deal data across thousands of routes."

Need a break? Play the USA TODAY Daily Crossword Puzzle.

Here's what the results show.

Best value airports

According to [Going.com](#), these are the top three airports for domestic travel deals:

1. Salt Lake City International Airport (SLC): average deal price \$146.28 (45% off)
2. Tampa International Airport (TPA): average deal price \$150.67 (46% off)
3. Hartsfield-Jackson Atlanta International Airport (ATL): average deal price \$153.13 (47% off)

And these are the departure points for the best international fares:

1. Orlando International Airport (MCO): average deal price \$418.12 (48% off)
2. Newark Liberty International Airport (EWR): average deal price \$437.93 (52% off)
3. New York John F. Kennedy International Airport (JFK): average deal price \$442.08 (52% off)

According to Keyes, the average prices at each airport represent airfares that Going members book through the site. The percentage "off" means how much less those

prices are than the overall average for airfares out of that airport.

Best airlines for deals

Going.com also examined airlines and their likelihood of offering flight deals. Here were the rankings:

- 1. Southwest Airlines**
- 2. American Airlines**
- 3. United Airlines**
- 4. Delta Air Lines**
- 5. JetBlue Airways**
- 6. Alaska Airlines & Hawaiian Airlines**

According to Going, these airline rankings are based on the company's proprietary data which factors in deal frequency, quality and average savings compared to typical market fares.

Keyes acknowledged that airfares can be hard to predict, but said there are some good rules of thumb for general booking.

“It’s the million-dollar question because airfare is the most volatile purchase that people regularly make,” he said. “We have this misconception that there’s a singular price, but in reality, that price is constantly changing, not just by the week, but it’s changing by the day, sometimes by the hour, so it’s no surprise that it’s extremely difficult.”

Typically, travelers should expect to spend about \$550 for a round-trip flight to Europe in economy, and slightly more to Asia, so long as they're not planning to travel during a peak period, for example. Anything less than that, Keyes said, is usually a pretty good deal.

Tips for finding good airfare deals

Keyes said for travelers with some planning flexibility, the best idea is to search for airfare first.

“The way that most people plan their vacations, they do a three-step process, they decide where they want to go, they decide when they want to go there, and then only in step three do they look at flights. Take that same three-step process and just flip it on its head,” he said. “By setting price as the top priority rather than the last priority, that’s how people are able to get really cheap flights for their vacations and take three or four trips for the price of what they used to pay for one.”

Keyes added that the cheapest fares are usually available 1-3 months before departure for domestic flights and a little bit longer ahead of international flights, though it's best to book even earlier for peak travel periods.

It also helps to be flexible in your travel plans. If you're not married to a particular time of day or day of the week for your departure, you may be able to unlock lower airfares. Traveling during off-peak seasons can help you find deals as well.

Being willing to try secondary airports can be a good way to find lower airfares, too.

“The only other thing that I would say is we talk about keeping an eye on nearby airports. I think people’s initial tendency is to think of that as a sacrifice,” he said. “For some trips, it can actually end up not just saving you a lot of money, it can actually save you time.”

NEWS *Men's Journal*

New Survey Names No. 1 Airport in United States

The hub also ranked eighth in the entire world.

Matt Hladik • Aug 14, 2025 1:19 PM EDT



Bloomberg/Getty Images

Americans love to fly, but not all flying experiences are created equally. Similarly, not all airports offer the same caliber of service.

There are numerous ways to judge an airport's quality, and it seems like every few months, there's a new set of flight hub rankings. AirHelp's 2025 airport rankings **were just released**, with one American facility standing out above the rest.

Salt Lake City International Airport checked in as the best in America, according to AirHelp's grading system. Overall, the 114-year-old airport ranked eighth in the world, the only representative from the United States in the top 20.

AirHelp establishes its rankings by weighing each airport in three different categories: on-time performance, which accounts for 60% of the grade, and customer service and food and shops, which each count for 20%.

The publication ranked 250 airports in 68 countries, analyzing flights from June 1, 2024 through May 31, 2025.

"There are over 4,000 airports in our database, which we whittled down to 250, based on the busiest airports according to flight traffic, and most popular with air travelers," AirHelp said. "We aim to rank the world's major airports, but it's worth noting that some are excluded due to a lack of data."

What makes Salt Lake City so special

Salt Lake City's overall score was 8.29, led by 8.3 marks in on-time performance and food and shops.

"A flight arriving within 15 minutes of its scheduled arrival time is considered on-time," AirHelp explained

"We calculated how many flights were on time and expressed this number as a percentage. The higher the score, the higher the percentage of on-time flights. For example, a score of 8.5 means 85% of flights were on time."

Salt Lake City's lowest grade was an 8.1 in customer opinion. That score was calculated on four factors: airport staff, wait times, accessibility and cleanliness.

SLC Airport is growing

In 2024, Salt Lake City International Airport set a new record with 28,364,610 passengers served, **up more than five percent** from 2023.

Beginning in 2020, the airport began rolling out an expanded and modernized terminal, **known as** "The New SLC." The \$5 billion project has been opened in phases and will be completed in 2026.


In addition to a new 909,000-square-foot hub and two concourses, the renovations also include expanding Salt Lake City's gate capacity from 45 to 94, more than doubling its flight capabilities.

This Scenic Airport Was Just Named No. 1 in the U.S. for Its Punctual Flights, Traveler Experience, and Design

Salt Lake City International Airport has long been a favorite among travelers in the know.

By **Taryn White** Published on August 14, 2025

COMMENTS



Arrival and departure gate area in the Salt Lake City Airport in Utah.

Credit: Aaron Hawkins/Getty Images

For the past 10 years, AirHelp, an online flight compensation service, has released its annual AirHelp Score to identify the world's best airports. In its 2025 report, which ranked more than 200 airports worldwide, one place in the Beehive State came out on top.

Serving Utah's capital, Salt Lake City International Airport (SLC) was named the best airport in the U.S., and it ranked eighth place globally with an impressive score of 8.29 out of 10.

Salt Lake City International Airport's strong performance can be attributed not only to its [punctual flights](#)—84 percent of which arrive on time—but also to recent infrastructure upgrades and a traveler-focused design. The airport's new terminal, known as [The New SLC](#), has been opening in phases since 2020 and is scheduled for completion in 2026.

Designed by architecture firm [Hok](#), the \$5 billion project replaces the outdated mid-20th-century terminals with a massive 909,000-square-foot central hub and two modern concourses, A and B. Currently offering 45 gates, The New SLC is set to more than double its capacity to 94. The terminal is bright and spacious, with 50-foot glass walls that flood the space with natural light and offer sweeping views of the Wasatch Mountains.

Travelers to Salt Lake City will find no shortage of things to do, from [outdoor adventures](#) to exploring its vibrant [local neighborhoods](#). The city's namesake lake, with its unusually high salinity, is a favorite spot for floating. Nearby, Big and Little Cottonwood Canyons offer stunning scenery and hiking trails, while Ensign Peak rewards visitors with panoramic city views. In the heart of downtown, visitors can tour Temple Square, the headquarters of the Church of Jesus Christ of Latter-day Saints, and enjoy performances by the Tabernacle Choir.

Come winter, [ski resorts in Park City and Alta](#) deliver some of the best slopes in the world, plus the buzz of the Sundance Film Festival, all just a short drive away.

To compile the report, AirHelp analyzed millions of flight records, government statistics, and more than 13,500 airport reviews focused on [airport staff, cleanliness, and wait times](#) from 58 countries. While on-time performance carried the most weight in the rankings, accounting for 60 percent of the score, service quality and the availability of food and shopping options also played key roles, each comprising 20 percent.

To learn more about the methodology and see the full list, visit [airhelp.com](#).



TM
TRAVEL
AND TOUR
WORLD

[ews](#) [Videos](#) [Shows](#) [Clients](#) [TTW App](#) [About Us](#) [Contact Us](#)

[Home](#) » [AIRLINE NEWS](#) » Salt Lake City International Airport Tops U.S. Rankings and Sets Global Standard for Travel: All You Need To Know

Salt Lake City International Airport Tops U.S. Rankings and Sets Global Standard for Travel: All You Need To Know

 Published on August 16, 2025

Salt Lake City International Airport has just scored a double win: it's the top airport in the U.S. and ranks eighth in the world, according to Travel + Leisure and the AirHelp 2024 rankings. This honor isn't just a shiny sticker; it's proof that the airport is beating the competition in being on time, keeping passengers happy, and serving great food and shopping. What really makes Salt Lake City stand out is that it goes beyond just being efficient. The airport pairs smart technology with friendly, personal service in clean, modern terminals. As travel companies everywhere double down on great customer care, Salt Lake City International is showing how it's done.

The AirHelp Rankings: A Comprehensive Evaluation

The **AirHelp rankings**, released annually, are regarded as one of the most comprehensive evaluations of airport performance, taking into account data on **on-time flight performance**, **customer feedback**, and the quality of **food and shopping** amenities. These rankings rely heavily on **passenger surveys**, which measure traveler satisfaction



customer experience.



English ▾

The summer of Leagues Cup



Watch even more soccer this summer

Ad YouTube TV

In this year's ranking, **Salt Lake City International Airport** outperformed its competitors, receiving high scores across multiple categories. With an impressive **8.3** out of 10 for **on-time performance**, Salt Lake City leads U.S. airports in flight reliability. The airport's **83% on-time departure rate** is a testament to its efficient operations, ensuring travelers experience fewer delays and more seamless journeys.

What Makes Salt Lake City International Stand Out?

Opened in **2020**, **Salt Lake City International Airport** has quickly earned its place as a top-tier airport due to its **modern design** and **state-of-the-art facilities**. The airport's **spacious concourses**, **innovative security systems**, and **expanded terminals** provide a smoother, more comfortable experience for passengers. Unlike many older airports that struggle with overcrowding, Salt Lake City has designed its infrastructure to accommodate future growth, with **wide concourses** that prevent bottlenecks and a **seamless layout** for navigating the terminal.

The airport is known for its **variety of dining options**, catering to both quick bites and sit-down meals. With an





TM
TRAVEL
AND TOUR
WORLD

[ews](#) [Videos](#) [Shows](#) [Clients](#) [TTW App](#) [About Us](#) [Contact Us](#)

experience, allowing passengers to shop for a variety of products, from travel essentials to luxury goods. These amenities contribute to Salt Lake City's high rankings in the **food and shops** category, which comprises 20% of the airport's total score in the AirHelp rankings.

Customer Service Excellence:

One of the key elements that set **Salt Lake City International** apart is its **outstanding customer service**. Passengers consistently rate the airport's **staff professionalism, efficiency, and helpfulness** among the best in the country. The airport's commitment to **personalized service** is evident in its dedicated staff, who assist with everything from baggage handling to airport navigation. This customer-first approach is critical in building loyalty among travelers and positioning Salt Lake City as a top airport in the United States.

Salt Lake City International has also focused on **accessible travel**, making it easier for passengers with disabilities or other special needs to navigate the airport. The emphasis on inclusivity is reflected in the airport's **design and service offerings**, which cater to a wide range of traveler requirements, making the airport not just efficient but also welcoming for everyone.

International Recognition and Competitive Landscape:

The global AirHelp rankings highlight Salt Lake City International's standing not just in the U.S. but also among the world's leading airports. Earning the **eighth spot globally** places it alongside airports such as **Cape Town**



TM
TRAVEL
AND TOUR
WORLD

[ews](#) [Videos](#) [Shows](#) [Clients](#) [TTW App](#) [About Us](#) [Contact Us](#)

 U.S. airport in the global Top 10, a remarkable achievement that underscores the airport's growing international recognition.

In comparison to other U.S. airports, Salt Lake City outperformed **Los Angeles International Airport (LAX)**, which finished second in the U.S. rankings. This accomplishment is even more impressive when considering that **LAX** is one of the busiest airports in the world, with a far more complex operation due to its size and volume of passengers. Salt Lake City's efficient and traveler-friendly design allows it to surpass these larger airports in several key areas, particularly in **wait times** and **on-time performance**.

The Impact of Modernizing U.S. Airports:

Salt Lake City International Airport's success is part of a broader trend in the U.S. where many airports are modernizing their facilities to meet the evolving needs of today's travelers. In particular, the **2020 expansion** of Salt Lake City International, which added more **gates, luxury amenities, and improved services**, has positioned it as a leader in the modern airport landscape. This focus on **passenger comfort** and **operational efficiency** has made it a model for airports across the country.

Moreover, as tourism in the U.S. continues to grow, **Salt Lake City International's ranking** signals a shift toward **customer-centric** and **technology-driven** improvements across the industry. Passengers now demand more than just a place to wait for a flight—they expect a **seamless, stress-free experience**. Salt Lake City's emphasis on



Looking Ahead:

English
Salt Lake City International Airport is gearing up to climb even higher in global rankings. Its rise is fueled by a strong focus on welcoming more international tourists, especially as the U.S. turns into a key stop for travelers headed for every corner of the world. Strategic spending on better runways, upgraded customer service, and smart digital tools is driving the airport's outstanding growth and making every trip smoother for everyone.

Conclusion:

Salt Lake City International Airport has climbed to the top of U.S. airport rankings and earned a spot among the world's best flaunting a winning mix of speed, service, and high-tech design. Guest satisfaction and fresh, modern facilities drive every decision, and the result is a travel experience that other airports now watch closely. With visitor numbers still on the rise, the airport is set to keep its place as a key portal for everyone flying to Utah or transferring to worldwide destinations, proving travel can feel smooth and welcoming from the very start.

Advertisement




The World's Top Airports

Salt Lake City's hub is only US airport to break AirHelp's top 10 list



By Jenn Gidman

Posted Aug 17, 2025 9:30 AM CDT



Cape Town International Airport. (Getty Images/Julia Chan)

Every year for the past decade, AirHelp has released its rankings of the world's best airports, and this year's edition names the aviation hub in South Africa's Cape Town as its top pick. The site ranked 250 airports from 68 nations around the globe, factoring into its assessment on-time departure and arrival stats, as well as customer feedback on everything from the eateries and shopping available to staff, cleanliness, accessibility, and wait times. Only one US airport made the top 10: Salt Lake City's airport, at No. 8, which *Travel and Leisure* notes boasts an 84% on-time ranking and "recent infrastructure upgrades and a traveler-focused design." The top 10 airports worldwide:

1. Cape Town International Airport (Cape Town, South Africa)
2. Hamad International Airport (Doha, Qatar)
3. King Khalid International Airport (Riyadh, Saudi Arabia)
4. Brasília International Airport (Brasília, Brazil)
5. Muscat International Airport (Muscat, Oman)
6. Tocumen International Airport (Panama City)
7. King Shaka International Airport (Durban, South Africa)
8. Salt Lake City International Airport (Salt Lake City, Utah)
9. Bergen Airport Flesland (Bergen, Norway)
10. King Fahd International Airport (Dammam, Saudi Arabia)


Head [here](#) for a more detailed breakdown of the rankings. (Airports are starting to take their musical selection more seriously.)

NEWS

This Airport Out West Has Been Named As The Best In The United States

By Jenna Kelley

Sept. 8, 2025 11:25 am EST



JHVEPhoto/Shutterstock

Islands



Depending on your destination, your airport experience can vary dramatically. [Some airports are so remarkable that they feel like a tourist attraction](#) before you even step outside the terminal, while others provide a world-class experience that makes your travels quite efficient. [AirHelp](#), an airline compensation company, ranked airports worldwide in 2025 with data taken from each one's on-time performance, customer opinion, and food and shops. One American air hub stood out above the rest, rounding out the top 10 airports in the world at No. 8: Salt Lake City International Airport (SLC).

AirHelp measured its findings by looking at the number of on-time journeys, surveying thousands of passengers in more than 58 countries to rate airport staff, cleanliness, and queue times based on recent trips. Food and shopping facilities were also rated to assess the overall traveler experience. In fact, out of more than 22,000 reviews on [Google](#), the public has even rated the SLC travel hub above 4 stars. Many praise the airport for its modern, clean vibe and unique decor. With high ratings from travelers and thoughtful amenities throughout, SLC sets a standard for what an innovative and pleasant airport experience should be.

What you can expect at Salt Lake City International Airport

Islands



With all of the snowcapped peaks below you, Salt Lake City International Airport is [one of those airports you'll want to have a window seat flying into](#), but it also offers a range of traveler-friendly amenities. From modern lounges and efficient security lines to various food options and boutique shops, SLC combines functionality with style. It's an airport that makes both arrivals and departures simple to navigate, setting a high bar for efficiency without sacrificing comfort. In fact, its [website](#) even has an estimated clock for security screening times, so you can plan more accurately when you need to arrive.

Travelers can dine at a variety of eateries, from Gourmandise Euro Diner and Bakery to Corner Brew Pub, as well as coffee shops and grab-and-go options. Boutique stores and well-known retailers make shopping easy, while spacious seating areas and charging stations ensure comfort for those waiting between flights. The airport also emphasizes convenience and accessibility, with clear signage, helpful staff, and services tailored to families and business travelers alike. Whether it's the art installations reflecting Utah's culture or the smooth, organized terminals, SLC delivers an experience that's both efficient and enjoyable. Want to learn about more iconic travel hubs? Check out [the most luxurious airports in the world, according to research](#).

Salt Lake City International Airport named top airport for scoring flight deals

Aug 28, 2025, 10:56 PM

BY MATT GEPHARDT

KSLTV.com

Share



SALT LAKE CITY — When it comes to catching a flight out of Salt Lake City International Airport, the price might just surprise you in a good way.

Travel website, Going, shared its data showing that [Salt Lake Int'l Airport is the nation's best value airport](#) for flight deals. Average deal prices come in around \$146, which Going says is 45% off normal prices.

That's cheaper than flights out of Tampa and even Atlanta's massive airport, which rounded out the top three.

"Salt Lake City reigns supreme," Going's Katy Nastro said.

It's a bit of a juxtaposition from what the KSL investigators found. Last year, [Delta passengers flying out of Salt Lake City](#) often paid more for the exact same flight than travelers whose trip only passed through Salt Lake City as a layover.

Todd McKinley found that he could save money by flying himself to Seattle and then back before boarding a plane to London, rather than flying directly from Salt Lake City. And there are several other examples.

"Everybody might feel the burden of it being a Delta hub, but that actually means that it has a ton of daily flights on Delta as well as we see some of the best deals on the competition," Nastro said.

Finding the bargains

To score a deal, Nastro suggests being as flexible as possible. Are your travel dates pliable? Are you willing to let the deal decide your next destination?

And when you do decide to buy airfare, don't click it and forget it. Set up a flight alert so that if the price comes down, you will be notified.

"You can actually call the airline and get rebooked and save even after the fact," Nastro said.

The past few years have been a rollercoaster for airfares – a huge dip during the pandemic and then a huge surge in prices coming out of it. Over the past year, though, there's been a trend towards stabilization and even some price decreases.



Salt Lake International rated No. 1 airport in United States

Details

Published: 22 August 2025



Spacious arrival and departure lanes add to the appeal of Salt Lake City International Airport. The hub was rated the top airport in the U.S. in AirHelp's annual ranking of large airports for 2025. (Photo courtesy HOK Architects)

John Rogers

Salt Lake Business Journal

If you fly a lot as part of your job, you know that all airports are not created equal. There's nothing worse than finding yourself dealing with a bad terminal — especially if that's where your trip starts or ends.


But business travelers — in fact, all travelers — who spend much time at Salt Lake City International Airport have found a big difference here. And according to a new ranking from online travelers' aid service AirHelp, the Utah experience is the best in the United States.

Salt Lake City International Airport checked in as the best airport in America, according to AirHelp's grading system. Overall, the 114-year-old airport ranked eighth in the world, the only representative from the United States in the top 20.

AirHelp establishes its rankings by weighing each airport in three categories: on-time performance, which accounts for 60 percent of the grade, and customer service and food and shops, which each count for 20 percent of an airport's score. The system ranked 250 airports in 68 countries, analyzing flights from June 1, 2024, through May 31, 2025.

"There are over 4,000 airports in our database, which we whittled down to 250, based on the busiest airports according to flight traffic, and most popular with air travelers," AirHelp said. "We aim to rank the world's major airports, but it's worth noting that some are excluded due to a lack of data."

Salt Lake City's overall score was 8.29, led by 8.3 marks in on-time performance and food and shops.



Passengers walking through terminal canyon. (Photo courtesy of Salt Lake City International Airport)

"A flight arriving within 15 minutes of its scheduled arrival time is considered on time," AirHelp explained

"We calculated how many flights were on time and expressed this number as a percentage. The higher the score, the higher the percentage of on-time flights. For example, a score of 8.5 means 85 percent of flights were on time."

Salt Lake City's lowest grade was an 8.1 in customer opinion. That score was calculated on four factors: airport staff, wait times, accessibility and cleanliness.

In 2024, Salt Lake City International Airport set a record with 28,364,610 passengers served, up more than 5 percent from its previous record the year before.

Beginning in 2020, the airport began rolling out an expanded and modernized terminal that it called "The New SLC." The \$5 billion project has been opening in phases and will be completed in 2026. In addition to a new 909,000-square-foot hub and two concourses, the renovations also include expanding Salt Lake City's gate capacity from 45 to 94, more than doubling its flight capabilities. Designed by architecture firm HOK, the project showcases a terminal that is bright and spacious, with 50-foot glass walls that flood the space with natural light and offer sweeping views of the Wasatch Mountains.

With an overall ranking of 21st, the Los Angeles International Airport ranked as the second-best airport in the U.S. The third-best airport in the U.S. was the Minneapolis-St. Paul International Airport, which ranked 22nd in the world.

Cape Town International Airport in South Africa notched the global top spot in AirHelp's yearly report, scoring an 8.57. In an X post, the airport called its No. 1 ranking a "proud moment for South Africa and our country's airport networks."

Of the U.S. Airports rated by AirHelp, Newark Liberty International Airport was ranked the worst U.S. airport, with Fort Lauderdale Hollywood Airport and Philadelphia Airport close behind. Newark's low score was heavily impacted by its poor on-time performance and issues with its air traffic control system, according to the AirHelp report.

Tunis Carthage Airport in Tunisia had the dubious honor of coming in last of the 250 airports rated worldwide.

Based in Berlin, Germany, AirHelp is an online service that helps airline passengers seek compensation for flight cancellations, delays or overbookings.

[< Prev](#)

[Next >](#)



Going™ 2025 FLIGHT DEAL AWARDS ➔

[ON THE FLY / REPORTS](#)

Reports

Going 2025 Flight Deal Awards: Best and Worst Airports and Airlines for Great Fares



Going

August 25, 2025 5 min read

[Table of Contents](#)

The Going 2025 Flight Deal Awards are a new annual ranking system that recognize top-performing US airports and airlines for airfare value. Based on proprietary deal data across thousands of routes, the

awards identify where travelers are finding the most affordable and most frequent flight deals and, just as importantly, where deals are harder to come by.

Over the past 12 months, Going has sent 80,000 deals departing from more than 200 US airports on dozens of airlines. Our travel experts have pored over the data and are thrilled to reveal airports and airlines that offer some of the best value for travelers out there. And, based on our [deal-scoring technology](#), we know that any deal we send to our members is within the 95th percentile of all fares, meaning we *really* know a great price when we see one.

Without further ado, these are the best airports in the following categories:

- Best-value airports for domestic travel
- Best-value airports for international travel
- Airports with the most flight deals for domestic travel
- Airports with the most flight deals for international travel
- Airports with the most points and miles deals
- Top airlines for deals

Want deal alerts?

Get the Going app

Get the app

Best-value airports for domestic travel

Not all airports are equal when it comes to cheap flights—even flying within the US. When a stellar deal pops up, that helps drive down the average cost.

Here are the top 3 large, medium, and small airports where we’ve seen the lowest average Going deal price to domestic destinations over the past year.

Large airports

1. Salt Lake City International Airport (SLC)

- Average Going deal price: \$146
- Number of deals: 102


2. Tampa International Airport (TPA)

- Average Going deal price: \$151
- Number of deals: 158



RD.COM → Travel → Airlines

New Report: These 3 Airlines Offer the Cheapest Fares (Bonus: They Still Allow Free Carry-on Bags!)



FRAZAO STUDIO LATINO/GETTY IMAGES



By [Nina Derwin](#)

Published On Sep. 03, 2025



You'll want to consider these airlines next time you fly

It's no secret that airfare is one of the biggest expenses when it comes to planning any vacation—and that goes double (or triple or quadruple!) if you're **traveling with a family**. Over the years, airfare has gotten even more expensive than it already was, and in some cases, it can even be cost-prohibitive when deciding where to take your next trip.

However, when it comes to price, not all airlines are created equal. In fact, there are three airlines that offer great deals on airfare that can make your next vacation significantly more affordable.

Keep reading to find out which three airlines offer the **lowest airfare**, according to Going.com's inaugural Flight Deal Awards.

Get *Reader's Digest's Read Up* newsletter for more travel news, humor, cleaning, tech and fun facts all week long.

How did Going.com determine the top airlines for deals?

To determine which airlines offer the **best airfare** deals and therefore the lowest airfare, Going.com reviewed its proprietary deal data that spans thousands of routes, assigning a "Going Grade" to each deal based on how much lower than expected market prices each fare falls.

Advertisement

Going.com's travel experts analyzed the results, zeroing in on where travelers are discovering the most affordable and most frequent flight deals. Airlines received their rankings based on the average "Going Grade" for all of their deals, and the Going.com Flight Deal Award Winners had not only frequent deals but also the steepest savings when compared to everyday prices.

Which three airlines came out on top?



BOARDING1NOW/GETTY IMAGES

Advertisement

When you think of the best airfare deals and the lowest prices, you might immediately start imagining **budget airlines**, like Spirit or Avelo. But that's not the case. In fact, two of the top three airlines for deals are actually traditional airlines. Going.com's top three Flight Deal Award Winners are:

1. Southwest Airlines
2. American Airlines
3. United Airlines

Best of all, at a time when some budget airlines charge you extra for seemingly everything except the air you breathe, these airlines offer plenty of amenities, including free snacks and nonalcoholic beverages, in-flight entertainment and, in some cases, free Wi-Fi. Plus, you can carry on two bags, including a carry-on to stow in overhead bins as well as a personal item to stow under the seat in front of you, at no extra charge, even when you book an economy flight.

What other categories were featured in Going.com's Flight Deal Awards?

Going.com researched more than the top airlines for the **lowest airfare prices**. The team also uncovered the airports with the best value, which offered the lowest "Going Grade" on average to domestic destinations in the last 12 months. The top three large airports offering the best value for domestic travel are:

1. Salt Lake City International Airport (SLC)
2. Tampa International Airport (TPA)
3. Hartsfield-Jackson Atlanta International Airport (ATL)

"These airports have consistently offered some of the best-priced flights for a variety of reasons," said Going.com travel expert Katy Nastro in a press release. "With Salt Lake City's rapid growth and new airline additions, Tampa's billion-dollar expansion and growing low-cost carrier competition at the world's busiest airport, Hartsfield-Jackson Atlanta, they've all helped get people going more affordably."

Going.com also determined the airports with the most flight deals for domestic travel. The top three large airports with the most flight deals for domestic travel are:

1. Tampa International Airport (TPA)
2. Orlando International Airport (MCO)
3. Denver International Airport (DEN)

To put it simply, the airports offering the best value have the deepest discounts, while the airports with the most flight deals offer the highest volume of deals. While you can't always choose which airport you fly out of, you can often choose which airport you fly to. The next time you want to get away to ... *anywhere*, but aren't sure where to start or what you can afford on a budget, give one of these airports and destinations a look for cheaper flights.

RELATED:

- **The Surprising Reason Flight Attendants Ask You to Open Window Shades During Takeoff and Landing**
- **The Real Reason Why Pilots Can't Have Facial Hair**
- **Fact Check: Do an Airplane's Pilot and Co-Pilot Really Eat Different Meals?**

Why trust us

Reader's Digest has published hundreds of travel stories that help readers explore the world safely, easily and affordably. We regularly cover topics such as the best places to visit (and the best times to visit them), tips and tricks to zoom through airport security, flight-attendant secrets, hotel-room hacks and more. We're committed to producing high-quality content by writers with expertise and experience in their field in consultation with relevant, qualified experts. We rely on reputable primary sources, including government and professional organizations and academic institutions as well as our writers' personal experiences where appropriate. We verify all facts and data, back them with credible sourcing and revisit them over time to ensure they remain accurate and up to date. Read more about our **team**, our contributors and our **editorial policies**.

These US Airports Offer Most Affordable International Flights




Image: PHOTO: JFK Airport is the site of various unsuccessful smuggling attempts. (photo via Flickr/Eric Salard)



by Jessica Puckett

Last updated: 11:00 AM ET, Mon August 25, 2025

In the hunt for [affordable international flights](#), many travelers are willing to switch their airline or destination to the cheapest options available. But have you ever thought of switching up your departure airport to find a more affordable fare?

That could be the secret to scoring more consistent deals on international flights, according to a new report. Flight deal site Going.com [has released new data](#) analyzing the United States airports that have offered the most — and the best

around the U.S. on dozens of airlines.

The airports offering the most deals are located all over the country, meaning the perfect affordable fare to your dream destination abroad could be a short drive, train ride, or connecting flight away. Here's a look at the U.S. airports with the most flight deals, on both international and domestic routes.

U.S. airports with the best international flight deals

According to Going's data, travelers in Florida and New York have access to the best flight deals on international routes. The top three airports offering the best deals are:


- Orlando International Airport (MCO), with an average discounted fare of \$418.12 or 48% off
- Newark Liberty International Airport (EWR), with an average discounted fare of \$437.93 or 52% off
- New York John F. Kennedy International Airport (JFK), with an average discounted fare of \$442.08 or 52% off

RELATED OFFERS



Baja California Sur

Hot August Savings Just for Travel Agents



Villas of Distinction

Give Your Clients The Villa Escape They've Been Dreaming of with Exclusive Offers at Select Villas in Italy and France

U.S. airports with the most international flight deals

All three of the airports with the most flight deals on international routes are major airline hubs “with broad international networks, ongoing route expansion, and recent infrastructure upgrades,” according to Going. Each airport had more than six international flight deals per week in the Going app, with discounts ranging from 40% to 90% off.

- New York John F. Kennedy International Airport (JFK)
- Boston Logan International Airport (BOS)
- Los Angeles International Airport (LAX)

In addition to a high volume of deals, the airports also offered deeply discounted fares over the last year, including:

- JFK to Florence, Italy, for just \$344 on ITA Airways; a discount of 63% off
- BOS to Mykonos, Greece, for only \$468 on British Airways; a discount of 52% off
- LAX to Tulum, Mexico, for only \$271 on American Airlines; a discount of 56% off

In addition to international routes, Going's report also looked at the airports offering the best deals on domestic flights, too.

U.S. airports with the best domestic flight deals

- Salt Lake City International Airport (SLC), with an average discounted fare of \$146.28 or 45% off
- Tampa International Airport (TPA), with an average discounted fare of \$150.67 or 46% off
- Hartsfield-Jackson Atlanta International Airport (ATL), with an average discounted fare of \$153.13 or 47% off

"These airports have consistently offered some of the best-priced flights for a variety of reasons," said Going travel expert Katy Nastro. "With Salt Lake City's rapid growth and new airline additions, Tampa's billion-dollar expansion, and growing low-cost carrier competition at the world's busiest airport, Hartsfield-Jackson Atlanta. They've all helped get people going more affordably."

U.S. airports with the most domestic flight deals

The three airports with the most deals on flights within the U.S. averaged nearly three flight deals per week in Going's app, with discounts ranging from 40% to 90% off. Those three hubs were:

- Tampa International Airport (TPA)
- Orlando International Airport (MCO)
- Denver International Airport (DEN)

According to the report, each airport has strong service from low-cost airlines, which drives down their average airfare. The best domestic deal at each airport was:

- TPA to Boston for \$77 roundtrip on JetBlue
- MCO to Raleigh for \$58 roundtrip on Breeze Airways
- DEN to Indianapolis for \$53 roundtrip on Southwest

For the latest travel news, updates and deals, subscribe to the [daily TravelPulse newsletter](#).

Topics From This Article to Explore

[Airlines and Airports](#)

[United States](#)

[North America](#)

[Deals Alert!](#)

These Southern Airports Were Just Named 'Best Value' For Flights In The U.S.

Looking for a deal on flights? Here's where to start.

By [Abigail Wilt](#) Updated on August 27, 2025



Credit: Getty Images / Charly Triballeau

A road trip around the South is always a fun adventure, whether you prefer the quiet of tiny mountain towns or the expanse of [white sand](#) along our coast. But let's face it: You can't always get to where you're going with [Buc-ee's](#) and road trip snacks as your co-pilots. When you need to book a flight, there are layers of travel factors to consider, like [day of the week](#), [month](#), and even [time of day](#). And then there are also the airports themselves.

While some airports get a bad reputation for long security lines, expensive food options, broken outlets, and less-than-comfortable gate seating, there are a handful that deserve their flowers. This year, Going—a travel app designed to help millions of members discover the best flight deals—announced its first-ever [Flight Deal Awards](#), a new annual ranking that looks at top-performing U.S. airports and airlines for airfare value.

"In the past 12 months, we've sent 80,000 deals to more than 200 airports around the country on dozens of airlines," said Going travel expert Katy Nastro. "The team has pored

over the data and is thrilled to reveal airports and airlines that offer some of the best value for travelers out there. And, based on our deal scoring technology, we know that any deal we send to our members is better than 95% of all fares, meaning we really know a great price when we see one.”

When it comes to airports with the **Best Value**, two out of the top three were located in the South. These airports stood out above the rest for the *lowest average deal* prices on domestic travel, offering some of the best-priced flights around.

At number one, **Salt Lake City International Airport** (SLC) in Salt Lake City, Utah—with its rapid growth and new airline additions—offered an average deal price of **\$146** (45% off of regular price).

And then we have **Tampa International Airport** (TPA) in Tampa, Florida, ranked at number two, with an average deal price of **\$151** (46% off). Though you may know TPA best for its oversized flamingo greeter, Phoebe, the airport is undergoing a billion-dollar expansion with the new Airside D: a 16-gate terminal that will serve as TPA's International Arrivals and Departures facility. Airside D is scheduled to open in 2028, with a new shuttle system, new shopping and dining, and two airport lounges. This means that not only will you get better deals—you'll also have a more comfortable flying experience.



Phoebe, TPA's famous flamingo.

Third on Going's list for Best Value is—love it or hate it—**Hartsfield-Jackson Atlanta International Airport** (ATL) in Atlanta, Georgia. This massive facility is the world's busiest airport, Going reports, and offers an average deal price of **\$153** (47% off). Hartsfield-Jackson has growing low-cost carrier competition, and serves more than 150 domestic and 70 international destinations.

In addition, **Orlando International Airport** (MCO) in Orlando, Florida, ranked number one for **Best International Value** with an average deal price of **\$418** (48% off). MCO is Florida's busiest airport, and offers non-stop service to over 60 international destinations.

Going's 2025 Flight Deal Awards [also awarded](#) categories like Airports with the Most Flight Deals (looking at you, Sunshine State!) and Top Airlines for Deals. In their breakdown of budget-friendly buys, the company encouraged travelers to let the deal guide your travel plans. "The biggest mistake travelers make is picking the destination before the deal. The second-biggest mistake is flying from only one airport," said Scott Keyes, founder and chief flight expert at Going.

Think beyond your home airport, and you just may find yourself with some extra money to spend on souvenirs.

Explore more:


Travel

Travel Tips and Planning

TRAVEL

These US airports offer most affordable international flights

By Jessica Puckett, *TravelPulse The Tribune Content Agency*

Updated September 8, 2025 1:23 AM  Gift Article



Passengers and crew of an Aer Lingus flight from Manchester are the first arrivals to the new Terminal C, at the Orlando International Airport, on Tuesday, Sept. 20, 2022. (Ricardo Ramirez Buxeda/The Orlando Sentinel/TNS) Ricardo Ramirez Buxeda
TNS



Only have a minute? Listen instead

Powered by **Trinity Audio**

00:00



1.0x

04:17

In the hunt for [affordable international flights](#), many travelers are willing to switch their airline or destination to the cheapest options available. But have you ever thought of switching up your departure airport to find a more affordable fare?

That could be the secret to scoring more consistent deals on international flights, according to a new report. Flight deal site Going.com [has released new data](#) analyzing the United States airports that have offered the most - and the best - flight deals throughout the past year. To make the rankings, Going analyzed the more than 80,000 flight deals it sent its users, which departed from 200 airports around the U.S. on dozens of airlines.

TOP VIDEOS




The airports offering the most deals are located all over the country, meaning the perfect affordable fare to your dream destination abroad could be a short drive, train ride, or connecting flight away. Here's a look at the U.S. airports with the most flight deals, on both international and domestic routes.

U.S. airports with the best international flight deals

According to Going's data, travelers in Florida and New York have access to the best flight deals on international routes. The top three airports offering the best deals are:

-Orlando International Airport (MCO), with an average discounted fare of \$418.12 or 48% off



**Discover more
about GA and
IZERVAY**

Watch now →

W
IZ
SO
tre
fo
(A

W
sh
De
.
.

IZ

-Newark Liberty International Airport (EWR), with an average discounted fare of \$437.93 or 52% off

-New York John F. Kennedy International Airport (JFK), with an average discounted fare of \$442.08 or 52% off

U.S. airports with the most international flight deals

All three of the airports with the most flight deals on international routes are major airline hubs "with broad international networks, ongoing route expansion, and recent infrastructure upgrades," according to Going. Each airport had more than six international flight deals per week in the Going app, with discounts ranging from 40% to 90% off.

-New York John F. Kennedy International Airport (JFK)

-Boston Logan International Airport (BOS)

-Los Angeles International Airport (LAX)

In addition to a high volume of deals, the airports also offered deeply discounted fares over the last year, including:

-JFK to Florence, Italy, for just \$344 on ITA Airways; a discount of 63% off

-BOS to Mykonos, Greece, for only \$468 on British Airways; a discount of 52% off

-LAX to Tulum, Mexico, for only \$271 on American Airlines; a discount of 56% off

In addition to international routes, Going's report also looked at the airports offering the best deals on domestic flights, too.

U.S. airports with the best domestic flight deals

-Salt Lake City International Airport (SLC), with an average discounted fare of \$146.28 or 45% off

-Tampa International Airport (TPA), with an average discounted fare of \$150.67 or 46% off

-Hartsfield-Jackson Atlanta International Airport (ATL), with an average discounted fare of \$153.13 or 47% off

"These airports have consistently offered some of the best-priced flights for a variety of reasons," said Going travel expert Katy Nastro. "With Salt Lake City's rapid growth and new airline additions, Tampa's billion-dollar expansion, and growing low-cost carrier competition at the world's busiest airport, Hartsfield-Jackson Atlanta. They've all helped get people going more affordably."

U.S. airports with the most domestic flight deals

The three airports with the most deals on flights within the U.S. averaged nearly three flight deals per week in Going's app, with discounts ranging from 40% to 90% off. Those three hubs were:

-Tampa International Airport (TPA)

-Orlando International Airport (MCO)

-Denver International Airport (DEN)

According to the report, each airport has strong service from low-cost airlines, which drives down their average airfare. The best domestic deal at each airport was:


-TPA to Boston for \$77 round trip on JetBlue

-MCO to Raleigh for \$58 round trip on Breeze Airways

-DEN to Indianapolis for \$53 round trip on Southwest

Confirmed—these are the US airports where flying costs almost half as much and you can save hundreds of dollars on your 2025 vacation

by **Sandra V** — September 6, 2025 in **Economy**



Confirmed—these are the US airports where flying costs almost half as much and you can save hundreds of dollars on your 2025 vacation

When you plan a trip, what are the things you focus on? Maybe finding the right airports and cheapest flights, am I wrong? I mean, the price of a ticket can be crucial to decide whether you go on that trip or not. If you are one of these people, we got the answer for you because thanks to a new report from Going (platform known for tracking flight deals) now we know which are the cheapest airports of 2025.

In this article we are going to see which are the top airports on this list, why they offer such low prices, and what you can do to save even more money on your next trip. So, let's get started.

Cheapest airports for commercial flights

According to a report from Going "Best Flight Deals Awards 2025", these are the airports offering the cheapest tickets in the U.S.:

- Salt Lake City International Airport (Utah): the average price is \$146 per ticket.
- Tampa International Airport (Florida): average price here is \$151 per ticket.
- Hartsfield-Jackson Atlanta International Airport (Georgia): the average price is \$153 per ticket.

As you can see, not every airport is the same. Depending on where you start your trip, the price of your ticket can be significantly different.

Why do these airports offer cheaper flights?

Travel experts explain that there are several aspects that make these airports stand out:

- Salt Lake City International Airport has received new airlines and the city is growing very fast, which increases the competition and lowers price tickets.
- Tampa International Airport has become one of the most accessible airports in the country thanks to a multimillionaire expansion and the strong presence of low-cost airlines.
- Hartsfield-Jackson Atlanta International Airport is one of the busiest airports in the world and the high demand along with the competition between airlines helps continue offering such low price tickets.

Tips for your next trip

Of course, choosing the right airport helps you save some money, but Going experts recommend some extra strategies. Let's have a look at them:

- Prioritize price over destination: Instead of deciding where you want to go first, look at the cheapest flights available and then plan your trip around them. This method can save you between 30% and 90% on airfare.
- Be flexible with airports: Don't focus only on your closest airport. Sometimes, flying out of another airport nearby can dramatically cut costs. Checking multiple airports within driving distance can open up big savings.

- Stay updated on deals: Platforms like Going constantly track changes in airfare. Signing up for alerts ensures you won't miss limited-time offers from your nearest airports.

The bigger picture

Not everything depends on airports, high fuel costs, inflation and changes in consuming habits also [affect ticket prices](#). However, airports that invest in their expansion, attract new airlines, and keep a strong competition; offer more opportunities to get cheap flights.

That's why airports like Salt Lake City and Tampa stand out so much: their modernization and increasing not only benefit airlines, but also passengers looking for lower prices.

What does this mean for passengers?

If you are planning on [travelling](#) this year, have this in mind: the airport from where you fly matters as much as your destination.

So, if you are lucky to live near Salt Lake City, Tampa or Atlanta; you have so much done because they are the cheapest places to fly in the U.S. Even if you don't live near them, you can use the tips we mentioned before to help you save some money. It's always good to know these things, so share this information with your people. I'm sure they will appreciate it.

Dementia Has Been Linked To a Common Habit. Do You Do It?

Memory Health

[Learn More](#)

Emma Heming, wife of Bruce Willis, confesses that moving Bruce to a nursing home was not abandonment, but love in the form of protection

The legendary Bruce Willis is facing a very difficult path after being diagnosed in 2023 with frontotemporal dementia (FTD). His wife, Emma Heming Willis, has




Daily Dive · [Follow](#)

verified publisher · 3.1K followers

The 15 Easiest Airports To Pass through In 2025

By Will Tracy, 3 days ago



Wikimedia Commons

Written By

[Will Tracy](#)

Travelers crave airports that make trips smooth and stress-free. In 2025, these 15 U.S. airports excel with short security lines, clear layouts, and high satisfaction scores from recent traveler reviews. Each offers quick check-ins, easy navigation, and amenities to speed you along. Plan your next journey through these efficient hubs for a hassle-free experience.

1. Salt Lake City International Airport (SLC), Utah



Wikimedia Commons

Salt Lake City International Airport leads 2025 rankings with a high score for efficiency and cleanliness. Average TSA security waits are just 9.1 minutes, ideal for families and business travelers. Its modern design with clear signage makes moving through terminals a breeze. Recent upgrades add diverse dining options to keep waits enjoyable.



Open the way app
Use promo "WAY5" to get an extra 5% off.

Open

< <https://go.onelink.me/ciSe/way5> >



< <https://www.way.com/> >



Home < <https://www.way.com/blog/> > / Air Travel < <https://www.way.com/blog/travel/air-travel/> >
/ 5 Best Airports in the U.S. to Get Stuck in During Layovers

5 Best Airports in the U.S. to Get Stuck in During Layovers

Air Travel < <https://www.way.com/blog/travel/air-travel/> >

Renée Martin < <https://www.way.com/blog/author/renee-martin/> >

9 minutes

September 15, 2020

Updated on : August 6, 2025



Image by [ArturVerkhovetskiy/Depositphotos](#)

Share



< <https://www.way.com/> >

Salt Lake City International Airport




Image by: **BUI LE MANH HUNG/Shutterstock** < <https://www.shutterstock.com/image-photo/salt-lake-utah-usa-october-2021-21780807752> >

Salt Lake City International Airport, the busiest airport in Utah, currently holds the coveted tag of the “best airport in the United States.” Just because the airport is super busy doesn't mean it's crowded and gloomy. If you're a regular flyer from here, you'll know why this airport is a traveler's delight. With a whole lot of amenities and processes tailored to make your experience trouble-free, SLC is one of the best airports in the world. It's not all about the amenities, though. SLC Airport often **ranks high** < <https://www.statista.com/statistics/806848/punctuality-of-major-airports-united-states/> > for on-time departures/arrivals and the fewest flight cancellations. SLC underwent a \$5.1 billion overhaul that got rid of its outdated terminals and replaced them with a more flyer-friendly modern version. It's a lot easier to get around the airport now, thanks to a tunnel connecting the concourses.

Here's why you won't mind getting stuck in Salt Lake City Airport:

- The remodeled airport now offers breathtaking views of the stunning views of the nearby Wasatch Mountains.
- SLC has two Airport Lounges, Delta Sky Club and Minute Suites, offering much-needed amenities like food, free Wi-Fi, private rooms, and more during your stay at the airport.
- Hunger pangs can strike without warning, especially when you're traveling. The SLC has 40+ restaurants and cafes that satiate that rumbling tummy.
- There are plenty of stores located in both concourses, with prices comparable to those in the city (street pricing), so you can indulge in a shopping spree without guilt before or after you fly.
- Special care is offered here for your pets with three animal relief stations.
- There's free Wi-Fi, a family-friendly Greeting Room with a fireplace, restrooms every 150 feet, ample charging outlets, and it's sustainable.

The best food to be found at US airports, according to frequent travelers

By Deirdre Bardolf

Published August 02, 2025

Fox News

America's busiest airports are quietly becoming unexpected food destinations — and smart travelers know just where to grab the best bite before takeoff.

Airport lounges have elevated their food offerings even as they remain pricey and require memberships or a certain credit card or frequent-flier status.

For the average traveler, regular airport restaurants are still costly, partly due to real estate costs and the challenge of getting staff and ingredients through security, Gary Leff, a Texas-based travel industry expert, told Fox News Digital.

AMERICA'S 15 BEST GAS STATIONS FOR FOOD, ACCORDING TO ONLINE REVIEWS

They operate in tight spaces and are run by a single concession operator, leading to an "incredible sameness," Leff added.

"It's not simple to run a restaurant inside an airport," noting it can be a "recipe for bad food."



While most airport sandwiches are pre-made and packaged, the Mexican "tortas" at Tortas Frontera by Rick Bayless are made to order. (HMSHost)

There is one exception, he said.

That would be Tortas Frontera, a Mexican restaurant at Chicago O'Hare International Airport in Illinois.

YOUR BEST FOOD AND DRINK CHOICES AT THE AIRPORT, ACCORDING TO DIETITIANS AND NUTRITIONISTS

"I even choose to connect through Chicago rather than another hub sometimes for it," Leff said.

Tortas Frontera by Rick Bayless, the well-known chef, is often named online as a favorite of frequent flyers; one Reddit user raved it offered the "best airport food I've ever had." Other favorites named include O'Hare's Publican Tavern, Wicker Park and Gold Coast Dogs.



Tortas Frontera, at Chicago O'Hare International Airport, features hand-crafted tortas, fresh-made guacamole and hand-shaken

margaritas. (HMSHost)


And while Leff thinks One Flew South, a southern and sushi fusion restaurant at Georgia's Hartsfield-Jackson Atlanta International Airport (ATL), is "overrated," many tout that as their favorite flying pit stop.

"The most outstanding meal I have EVER had in an airport!" one woman wrote in a recent Yelp review.

AIRLINE PASSENGER SPARKS HEATED DEBATE ABOUT BRINGING 'FRAGRANT FOOD' ON PLANES

ATL, which also houses the beloved Chicken and Beer, owned by rapper Ludacris, and the soul food institution Paschal's, won first place in the 2025 Food & Wine Global Tastemakers Awards for U.S. airport dining.

Another southern hub with sought-after food is Dallas Fort Worth International Airport (DFW) in Texas.



Paschal's is a southern comfort food restaurant at Georgia's Hartsfield-Jackson Atlanta International Airport. (Jeffrey Greenberg/Universal Images Group via Getty Images)

"Dallas-Fort Worth is a massive airport with numerous dining options," said Melanie Musson, an insurance expert from Montana who frequently travels with her husband and six kids.

WHAT FOODS DOES TSA ALLOW TRAVELERS TO BRING IN CARRY-ON LUGGAGE FOR FLIGHTS?

"They have several Texas barbecue options, so even when you're just stopping for a layover, you can get a taste of Texas."



Among O'Hare's dining options is Gold Coast Dogs in Terminal 3. (Mary Mathis for The Washington Post via Getty Images)

Justin Goldsberry, a business owner and seasoned traveler from New Jersey, also said he loves traveling through DFW for its barbecue and seafood.

"Since seafood is my favorite, I'm always on the lookout," Goldsberry said.

6 FOODS FLIGHT PASSENGERS SHOULD NEVER ORDER ON A PLANE

"Pappadeaux Seafood Kitchen delivers every time."

Musson's other favorite place to stop is Root Down at Denver International Airport (DEN) in Colorado, where she and her family

have been going for years.



Root Down at Denver International Airport offers seasonal and locally sourced breakfast, lunch and dinner. (Denver International Airport)

"But Root Down isn't the only great eating establishment at DEN," Musson said. "It offers a wide array of chain restaurants and several local options."

Reddit users also say they appreciate the variety at San Francisco International Airport (SFO) in California.

For more Lifestyle articles, visit [foxnews.com/lifestyle](https://www.foxnews.com/lifestyle)

"SFO is a dream for anyone who loves Asian food," Maricel Gentile, owner of Maricel's Kitchen in New Jersey, told Fox News Digital.

Gentile frequently travels for culinary events and often gets a bowl of udon or miso soup from Japanese restaurant Wakaba.



While most people don't go to airports for the food, some U.S. airports now have hidden culinary gems. (iStock)

"It's simple, warm and soulful, perfect before a long flight," Gentile said.

After SFO and her hometown Newark Liberty International Airport, Gentile said she enjoys eating at Seattle–Tacoma International Airport (SEA) in Washington.

SEA is home to Floret, a vegetarian spot that one recent Yelp reviewer said was "hands down ... the best/cutest restaurant" she ever visited in an airport, and Beecher's Handmade Cheese, another favorite on the Reddit channels.

[CLICK HERE TO SIGN UP FOR OUR LIFESTYLE NEWSLETTER](#)

Gentile also recommended the fried chicken at The Country Cat at Oregon's Portland International Airport (PDX).

Employees at travel site The Points Guy also recommended PDX as well as Salt Lake City International Airport in Utah, according to its managing editor, Clint Henderson, in part because they're reasonable. Both prohibit restaurants and shops from charging more than they would outside the airport.

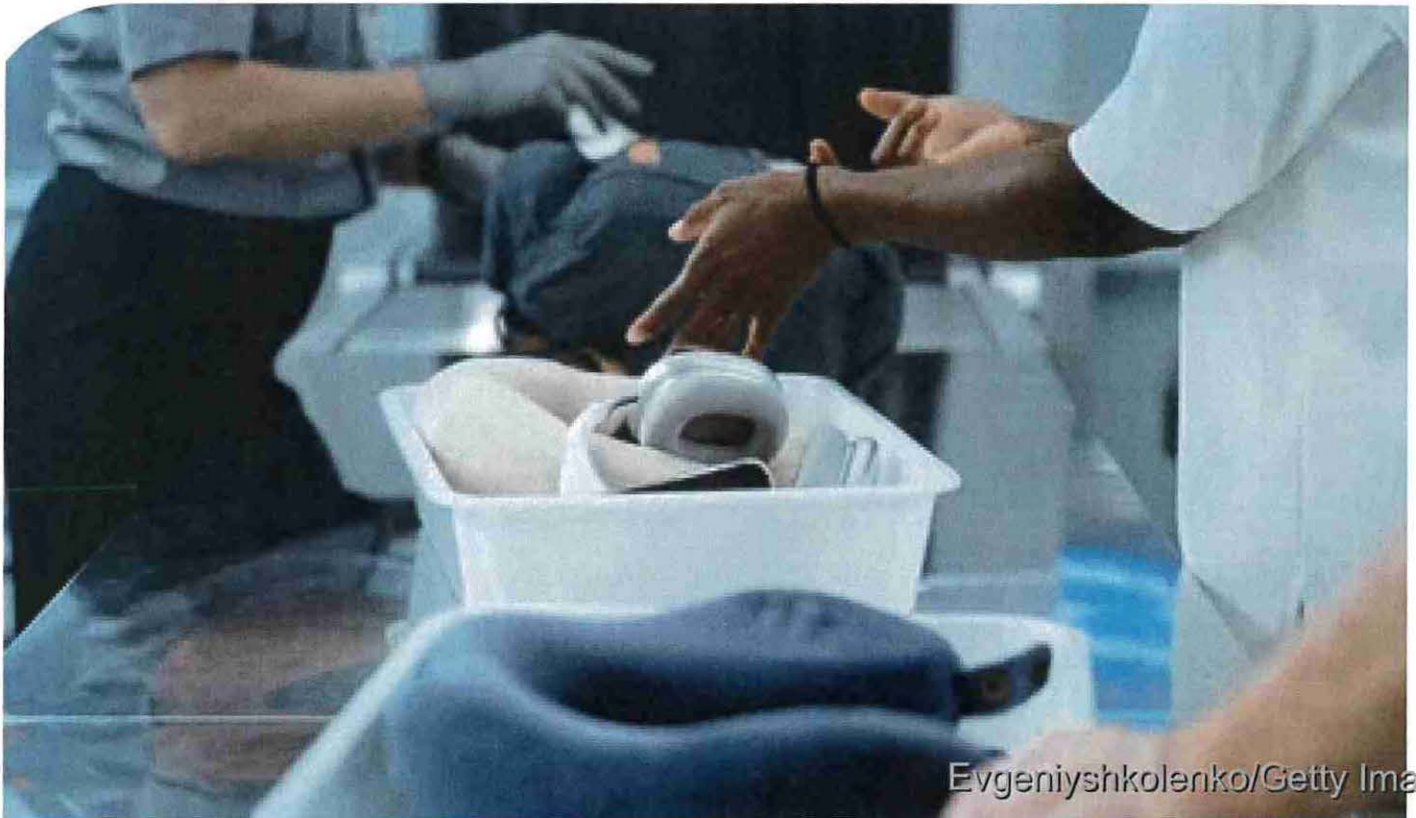


Bubby's, shown above, is a favorite restaurant at LaGuardia Airport, said Clint Henderson, managing editor of The Points Guy.

This International Airport Out West Boasts The Quickest TSA Wait Times In The Country

By Jenna Busch

Aug. 26, 2025 11:00 am EST



Evgeniyshkolenko/Getty Images

One of the most frustrating parts of travel is waiting in a long TSA security line. Aside from the annoyance of taking off your shoes, jewelry, belts, and jackets, and removing liquids and large electronics from your bag, the often interminable wait times can drive you crazy. It's enough to make you want to rent an RV and drive where you're going or simply stay at home. However, every airport isn't

the same. According to a study of 2018 data on TSA wait times at 25 major airports in the United States by [UpgradedPoints](#), the airport with the shortest wait time at the TSA checkpoint was Salt Lake City International Airport in Utah. This airport, which had 28 million passengers in 2024, had an average wait time of just 9.1 minutes. Heck, you might need more time than that to take everything out of your bag for the screening.

The study even mentioned the best time to go, with an average wait time of just two minutes between 6 p.m. and 7 p.m. on Wednesdays. The worst time, they said, is Sundays from 11 p.m. to 12 a.m., when people are likely pushing their weekend getaway to the very last second. At that time on Sunday evenings, the wait is around 26 minutes, which is still not bad. If you want to get an idea of the wait time on the day of your flight, just go to the airport's [website](#) to see the live security wait time. Even better? The airport is only around 6 miles from downtown Salt Lake City.

All about Salt Lake City International Airport



with limited time."

If you get to the airport early and speed through TSA security, there is plenty to do. You'll find all sorts of dining options, from staples such as Auntie Anne's to outfits like Beecher's Handmade Cheese, Market Street Grill, and P.F. Chang's; not to mention plenty of spots to wet your whistle, like Salt Lake Brewing Co. Shopping spots include Cotopaxi, a local Salt Lake City company for outdoor adventurers, M.A.C., Rocky Mountain Chocolate Factory, Lego, and Tumi.

There are also [ways to find quiet spots in this busy airport](#), like Minute Suites, which are a great place to rest with a daybed sofa, bedding, a workstation, and a Smart TV. They also have infant care and Mother's Rooms for nursing, and plenty of water bottle filling stations. There are also accessibility features like accessible shops, restaurants, and restrooms, as well as wheelchair services. They also [support the Hidden Disabilities](#)

USA Reveals the Best Airlines and Airports for Scoring Cheap Flights and How to Book the Best Deals

Published on August 27, 2025



Booking **cheap flights in the US** can often seem like a daunting task, especially with the wide range of airlines, airports, and ever-changing prices. However, experts at Going.com have made it easier by unveiling the top airlines and airports that offer the best deals. Their first-ever Flight Deal Awards bring a fresh perspective to booking affordable travel by focusing on price as the ultimate factor for consumers.

Rather than simply ranking airlines based on quality or popularity, Going.com's rankings aim to help you find the best value for your money. Scott Keyes, founder of Going.com, emphasizes that, at the end of the day, the most important thing is the cost of your ticket, which is why this new ranking system is centered around cheap flights in the US.

Best Airports for Cheap Flights in the US

When it comes to securing the best cheap flights in the US, certain airports stand out. These airports consistently offer great value for travelers, making it easier to find affordable fares for your domestic trips.

- **Salt Lake City International Airport (SLC):** With an average fare of \$146.28, this airport offers a 45% discount on regular airfares, making it the best choice for value flights.
- **Tampa International Airport (TPA):** Travelers flying out of TPA can expect an average fare of \$150.67, offering a 46% discount off typical airfare prices.
- **Hartsfield-Jackson Atlanta International Airport (ATL):** ATL, known for its busy traffic, also offers great deals, with average fares of \$153.13, which is 47% lower than regular prices.

These best value airports provide some of the top deals for cheap flights. The prices listed reflect flight deals typically available through Going.com, which tracks fares based on their extensive deal data across thousands of routes.

For those looking for international travel, a few other airports also offer incredible deals that you won't want to miss.

Advertisement

- **Orlando International Airport (MCO):** For international flights, MCO shines with an average fare of \$418.12, 48% less than the typical international airfare.
- **Newark Liberty International Airport (EWR):** EWR provides international airfares at \$437.93, offering travelers 52% savings compared to the normal fare.
- **New York John F. Kennedy International Airport (JFK):** JFK offers great international airfare deals as well, with an average fare of \$442.08, 52% below the regular market price.

Top Airlines for Finding Cheap Flights in the US

Airlines are another key factor in securing cheap flights in the US. Going.com has also ranked the top carriers based on their ability to offer affordable fares, with an emphasis on deal frequency, average savings, and overall value.

- **Southwest Airlines:** Known for its low-cost flights and flexible policies, Southwest consistently offers great value for travelers.
- **American Airlines:** With frequent deals and wide coverage, American Airlines ranks high on the list for affordable flights.
- **United Airlines:** United offers a wide range of discounted fares, especially for those who book early or are flexible with their travel plans.
- **Delta Air Lines:** Delta's reliable service and frequent discounts make it a top choice for travelers seeking budget-friendly options.
- **JetBlue Airways:** Known for excellent service and competitive pricing, JetBlue is a favorite among travelers looking for cheap flights.

- **Alaska Airlines & Hawaiian Airlines:** These two airlines also make the list for their great deals and consistently affordable flights, especially for travel within the US. These airlines stand out for offering cheap flights in the US, making it easier for travelers to save money on airfares. While it's impossible to predict exactly when prices will be the lowest, these best airlines for deals are known for frequent promotions and significant savings compared to market averages.

Tips for Finding Cheap Flights in the US

Finding cheap flights in the US isn't just about knowing where to look—it's also about how you search. Scott Keyes, the founder of Going.com, offers a few helpful tips for booking the most affordable airfares:

- **Prioritize Flights First:** Most people first choose where they want to go and when, then look for flights. Keyes suggests reversing this process. By prioritizing airfare, you may discover cheaper flights to unexpected destinations or times.
- **Book in Advance:** Keyes recommends booking domestic flights 1-3 months ahead of time for the best deals. For international flights, it's wise to book even earlier, especially during peak travel periods.
- **Be Flexible with Dates and Times:** Airfares can vary greatly depending on when you travel. If you can adjust your departure time or day of the week, you might find better fares. Traveling off-season is also a great way to find cheaper options.
- **Consider Secondary Airports:** While it may seem inconvenient, flying from secondary airports can offer better fares. These airports are often less crowded and provide more budget-friendly options for travelers. In some cases, it may even save you time by avoiding congested main airports.
- **Track Prices:** If you're not in a rush to book, consider tracking flight prices over a few days or weeks. Airfares can fluctuate, and keeping an eye on the trends will help you identify when prices drop.

These tips can help you navigate the complex world of airfare bookings and ensure you're getting the best value for cheap flights in the US. By following these strategies, you can maximize your savings without compromising on your travel experience.

Conclusion


Securing cheap flights in the US is all about making the right choices when it comes to airports and airlines. Certain airports, like Salt Lake City International and Tampa International, consistently offer the best value for domestic airfares. Meanwhile, airlines such as Southwest and American Airlines lead the way for budget-friendly options. By being strategic with your booking process—prioritizing airfare, booking early, and staying flexible—you can ensure you find the best cheap flights in the US.

By using these expert tips and focusing on value, you'll be well on your way to securing great deals for your next trip. Whether you're flying domestically or internationally, finding cheap flights in the US has never been easier.

Utah Joins Kansas, Maine, Maryland, Minnesota, Oregon in Becoming Hottest US Travel Stories Right Now, Pulling in Millions of American Visitors This Labor Day Weekend

Published on August 31, 2025

By: **Tuhin Sarkar**



Utah joins Kansas, Maine, Maryland, Minnesota, and Oregon in becoming the hottest US travel stories right now, pulling in millions of American visitors this Labor Day Weekend. This powerful surge is not just about numbers. It is about states proving they can draw record crowds, deliver unforgettable experiences, and turn tourism into a driver of jobs and tax revenue.

Utah now unites with Kansas in showcasing natural beauty and heritage charm. Utah and Maine are in proving that visitors will spend more when value is clear. Utah adds Maryland in showing that urban hubs and coastal gateways can shine again. Utah joins Minnesota in balancing domestic travel with ambitious global growth. Utah joins Oregon in mixing outdoor wonders with vibrant city attractions. Together these six states are pulling in millions of American visitors this Labor Day Weekend, setting new benchmarks for success.

Advertisement

This moment shows how travel demand is shifting. Families are choosing road trips, national parks, and cultural events. Hotels are filling fast, and lodging taxes are funding schools, roads, and local services. Visitors are staying longer, spending more, and looking for experiences that feel authentic. Utah joins Kansas, Maine, Maryland, Minnesota, and Oregon in writing a new chapter in the American tourism story. As the Labor Day Weekend unfolds, these states have become symbols of resilience, growth, and opportunity.

Utah Tourism: Record Parks, Ski Power, and Rising Global Gateway

Utah has become one of the strongest tourism states in America. In 2024 it set new records in air travel, ski visits, and national park attendance. By mid-2025 the momentum stayed firm. The state also delivered billions in tax money for schools, health, and transport. This article explains the full story of Utah tourism in 2024 and 2025. It shows how visitors shaped the economy, how the state balanced growth with nature, and what to expect next.

Visitor spending and tax power

Tourism spending in Utah reached historic levels. In 2023, direct visitor spend was measured at 12.71 billion US dollars. Early 2024 signs showed that number rising again. More people came to parks, more passengers arrived at Salt Lake City Airport, and hotels filled with both leisure and business guests. The taxes collected from visitors reached 1.2 billion dollars in state and local revenue in fiscal year 2024. When indirect and induced effects were added, the total tax benefit was nearly 1.9 billion dollars. Visitor taxes paid about one in ten state sales-tax dollars and one in seven local sales-tax dollars. Money from tourism helped fund education, transport, and health services. This shows that visitors do not just bring joy. They also help local people and communities.

Jobs and community impact

Tourism in Utah supported over 159,000 jobs in 2023. The 2024 total was likely higher as park visits and air travel set records. Jobs ranged from hotel staff, guides, ski instructors, and drivers to shop workers, chefs, and cleaners. Tourism also supported cultural events and small businesses across the state. In many rural counties, tourism was the main economic lifeline. It allowed young workers to stay in their home towns. It also gave local governments the money to improve roads, parks, and schools.

Salt Lake City Airport: the new global hub

Salt Lake City International Airport recorded more than 28.3 million passengers in 2024. This was a new record, up 5.2 percent on the previous year. It showed how vital the airport is for the state's growth. More direct flights linked Utah with other US states, Canada, Europe, and parts of Asia. The airport's expansion project gave more gates and better service. By mid-2025 monthly reports showed continued strong traffic. This confirmed that Utah is not just a regional state. It is now a global gateway.

Ski tourism: a mountain of success

Utah's ski resorts are world famous. The 2023-24 season brought 6.74 million skier visits. It was the second-highest total in state history. Only the previous season was higher. Then the 2024-25 winter recorded 6.5 million skier visits. This was the third-highest ever. Even with normal snowfall, visitor demand stayed strong. Resorts kept high yields from lift tickets, lodging, dining, and rentals. Ski tourism is not only about fun. It drives billions in revenue, supports thousands of jobs, and helps rural mountain towns to thrive in winter.

The Mighty 5: parks full of wonder

Utah's five national parks remained the heart of its tourism story. In 2024 Zion welcomed nearly 4.95 million visits, making it the second most visited national park in America. Bryce Canyon drew 2.5 million. Arches saw 1.47 million. Capitol Reef set a record with about 1.42 million visits. Canyonlands received more than 818,000 visitors. Together these Mighty 5 parks attracted millions from around the world. They gave Utah a powerful brand of red rocks, canyons, cliffs, and arches. Visitors often combined two or more parks in one trip, boosting local hotels and restaurants in nearby towns.

State parks join the rise

It was not just the national parks that grew. State parks also reported more visitors. From January to July 2024, state park visits rose by more than six percent. Popular sites such as Dead Horse Point and Antelope Island became busier. This spread tourism benefits beyond the Mighty 5. It also helped to reduce pressure on the most crowded parks. State officials promoted less-known destinations to balance the flow of guests.

Managing growth with care

High visitor numbers also brought challenges. Zion and Arches faced pressure on roads, shuttles, and trails. Utah worked with the National Park Service to manage entry times, spread visits into off-season months, and educate guests on safe and respectful behaviour. Campaigns urged people to "Do Utah Right" by protecting nature, leaving no trace, and respecting local culture. This stewardship approach aims to keep growth sustainable and communities happy.

Events and cultural pull

Tourism in Utah was not only about nature. Events played a big role too. The Sundance Film Festival in Park City continued to attract global attention. Its economic impact in 2024 was over 130 million dollars. It filled hotels, restaurants, and shops in winter. By mid-2025 debates started about whether the festival would stay in Park City beyond 2026 or partly

Last Updated: Aug 18, 2025

[Home](#) » [Transport](#) » [Airports](#) » Top 10 largest airports in the USA

Top 10 largest airports in the USA

Last Updated: Aug 18, 2025 by *Robert Barnes*

[Home](#) » [Transport](#) » [Airports](#) » Top 10 largest airports in the USA



Over 5000 passenger planes take off in the USA every day. They do this from the hundreds of airports that dot the country.

The largest airports in the USA of course carry most of the traffic. Below is a list of the Top ten largest airports in the US in terms of acreage covered. Several of these airports are currently undergoing [terminal upgrades](#) and

1. Denver International Airport in Colorado (33,917 acres)
2. Dallas/Fort Worth International Airport in Texas (17,050 acres)
3. Washington Dulles International Airport in Virginia (13,000 acres)
4. Orlando International Airport in Florida (11,609 acres)
5. George Bush Intercontinental Airport in Texas (10,000 acres)
6. Salt Lake City International Airport in Utah (7,700 acres)
7. O'Hare International Airport in Illinois (7,627 acres)
8. San Francisco International Airport in California (5,207 acres)
9. John F. Kennedy International Airport in New York (5,200 acres)
10. Detroit Metropolitan Airport in Michigan (4,850 acres)

6. Salt Lake City International Airport (SLC), Utah



The 7,700 acres civil-military airport has four runways. The runways are generally oriented in an NNW/SSE magnetic direction due to consistent prevailing winds in this direction.

In addition, it has a single terminal with two concourses. Concourse A has 25 gates with 22 more expected to open in 2024. Concourse B on the other hand has 20 gates and 11 more will open in 2024.

The concourses are connected by an underground tunnel.

The New SLC News



Photo courtesy HOK

AIRPORTS

6 design strategies to elevate the airport experience

HOK's Matt Needham and Ana-Maria Drughi share how to curate the airport experience for all.

Airports are like mini cities, buzzing with travelers, airport and airline staff, TSA agents and vendors. With so much activity occurring within airports, how can design cut through the complexity to create a beautiful, efficient and welcoming experience?

Join us as we highlight six key design strategies that turn today's airports into high-performing, memorable experiences for everyone.

1. Reflect the Local Culture through Welcoming Spaces

Airports are often the first and last impression of a region. By weaving in local art, materials and landscapes, airport terminals can create an authentic sense of place.

In California, HOK is designing a new five-gate terminal to replace an outdated facility at Monterey Regional Airport. The project team created a 'tree house' design concept that embraces the airport's coastal Californian surroundings.

A pre-security courtyard plaza with lush, native landscaping and a post-security terrace connect travelers to the region's natural beauty. The interiors feature exposed wood ceilings and earthy, warm fabrics and accents that reflect the local landscape.



Photo courtesy HOK

The new, HOK-designed Salt Lake City International Airport also highlights Utah's natural beauty. Just beyond the terminal's security, travelers and employees encounter "The Canyon," an expansive interior atrium with 50-ft. floor-to-ceiling windows that offer breathtaking views of the Wasatch Mountains. Artist Gordon Huether further transformed the space with a wavy sculpture on the walls made up more than 520 tensile membrane 'fins' that pay homage to Utah's red rock canyons, alpine peaks and flowing water.

Beyond showcasing natural beauty, airport designs can reflect a region's historic roots. HOK's terminal expansion at Will Rogers World Airport in Oklahoma City includes mosaics in the terrazzo floor by local artist Matt Goad. A lobby mosaic showcases Oklahoma's red dirt prairies and cerulean blue skies. A colorful mosaic in the terminal's atrium highlights the city's cultural impact on music, food, agriculture and more.




Photo courtesy HO

2. Phase for Efficiency

At LaGuardia Airport, HOK's plan for the award-winning new Terminal B was a game-changer. The bold design included two island concourses accessed from the main terminal via 450-foot-long, 65-foot-high pedestrian bridges. The project team used an innovative phasing approach where the new terminal was built over the old one. This strategy reduced the number of phases by 60% (from 16 to 6), saved nearly two years in construction time and allowed operations to continue with minimal disruption. At peak construction, only one of the 35 gates had to close at a time.

For Salt Lake City's new international airport, HOK optimized the new airport's construction phasing. The design replaced aging terminals with a modern, 2.6 million-sq.-ft. airport—the first new U.S. hub airport built in 21st century. It

includes a central terminal building and two linear concourses, connected by underground passenger tunnel links, that will eventually support 94 gates.

Set in four phases, HOK leveraged the COVID-19-related travel slowdown to accelerate its second phase by six months, saving millions of dollars while preparing the airport for the post-pandemic travel boom. The third phase of the project opened in fall 2024, and the fourth phase is scheduled for completion in 2026.




Photo courtesy HOK

3. Respect Nature

In today's world, climate risk is financial risk. Sustainable and resilient airports protect critical infrastructure, minimize environmental impact and enhance the experience for all people working in and traveling through the terminal.

Seattle-Tacoma International Airport's Concourse D Annex showcases the natural beauty of the Pacific Northwest in a sustainable way. Built to relieve traveler congestion at the busy airport, the six-gate facility features a unique timber-and-steel truss system built from locally sourced Douglas fir trees. Expansive windows maximize daylight into the space while minimizing glare, heat gain and energy loss. These design approaches helped the HOK-designed annex reduce its carbon footprint and become the first airport terminal in the U.S. to achieve LEED v4 Silver certification.

Back in Monterey, the new terminal is targeting LEED Platinum certification and net-zero energy readiness. Native landscaping in the tranquil pre-security garden plaza supports the airport's environmental goals.




Photo courtesy HOK

4. Think Flexibly

Airports must adapt with demand. Flexible designs allow airports to expand and evolve without costly overhauls.

Flexibility is key to the design of the new Mobile International Airport, which is relocating the Alabama city's main airport to the heart of its downtown. HOK's scalable design allows the airport to expand the terminal from 5 gates to 12. This built-in flexibility allows the Mobile Airport Authority to grow as passenger volumes rise.

Creating flexible airports is also a good investment. At the new Salt Lake City International Airport, HOK replaced the airport's previous pier concourse layout that spreads out from the terminal like fingers. Instead, HOK designed two linear concourses with dual taxi lanes that improves aircraft circulation and makes it easier to expand with new concourses in the future.



Photo courtesy HOK

5. Promote Operational Efficiencies through the Design

Great airport design isn't just about looks—it's about how well the building works.

At San Francisco International Airport, the new HOK-designed Courtyard 3 Connector links Terminals 2 and 3, eliminating the need for travelers to re-clear security. The six-story building also houses an integrated operations center and airport executive offices, consolidating previously dispersed airport employees into one location and freeing up prime terminal space for revenue-generating leases.

Flexible spaces—including future lounges and baggage service corridors—further contribute to the airport's operational adaptability.

Good design can also help increase an airport's non-aeronautical revenue. For Tampa International Airport, HOK modernized the 1970s-era main terminal by adding 60,000 square feet of space to the third-floor transfer level. By moving shuttle enclosures and restaurants to the edges, the design opened a central zone for retail, business traveler workspaces, a family zone, public art and lounge seating. It's a more intuitive layout that reduces congestion and offers more concession space for airport operators to rent out.



Photo courtesy HOK

6. Create Convenient Multi-Modal Travel Connections

Airports should connect seamlessly to the cities they serve, supporting travelers and airport workers alike.

At Phoenix Sky Harbor International Airport, HOK designed three elevated stations for the PHX Sky Train, which connects the terminal to economy parking and the METRO light rail. The LEED Gold certified stations include energy-efficient systems, public art and drought-tolerant native plants that create a sustainable and beautiful environment.

Multi-modal connections are also key at the new Salt Lake City International Airport. A relocated Utah Transit Authority light rail station next to the terminal entrance offers connections to a 20-minute train ride to downtown. A new five-

level parking garage at the airport includes short-and long-term parking, rental car services, EV charging stations and valet—all under one roof.



Photo courtesy HOK

Transforming the Airport Experience

Airports are intricate structures with many moving parts. With the right design team and a clear strategy, they can become intuitive, sustainable and human-centered spaces that work for everyone who moves through them.

Want to learn more about airport design? Contact HOK's [Matt Needham](mailto:matt.needham@hok.com), director of Aviation + Transportation, at matt.needham@hok.com, and [Ana-Maria Drughi](mailto:anamaria.drughi@hok.com), senior project designer, at anamaria.drughi@hok.com.


About the Author

Security News



English ▾

THE EASIER



Search

Home » AIRLINE NEWS » Denver, Chicago, Dallas, Los Angeles, Salt Lake City, And Many More Major U.S. Airports To Experience Enhanced Security And Speed With TSA's Revolutionary New Touchless ID Screening System

Denver, Chicago, Dallas, Los Angeles, Salt Lake City, And Many More Major U.S. Airports To Experience Enhanced Security And Speed With TSA's Revolutionary New Touchless ID Screening System

📅 Published on August 15, 2025



TSA's new Touchless ID system is set to streamline airport security by using facial recognition for faster, more efficient screenings. Available at 15 major U.S. airports, including Denver, Chicago, and Los Angeles, it eliminates the need for passengers to hand over IDs, ensuring quicker processing and a smoother travel experience. This advancement is designed to improve security while reducing wait times for frequent travelers.

TSA Unveils New Touchless ID for Faster, Seamless Screening

In response to the growing demand for more efficient airport security, the Transportation Security Administration (TSA) has introduced a new and faster service—TSA PreCheck Touchless ID. This update builds on the popular TSA PreCheck program, which launched in 2013 to help eligible travelers speed through security lines. However, as PreCheck lines grew longer, a question arose: is the program still as effective as it once was?



English ▾

IT'S EASIER

The new TSA PreCheck Touchless ID promises to enhance the screening experience by eliminating the need for passengers to physically hand over their ID, allowing for quicker and more efficient processing. This service has already been rolled out to 15 airports across the United States, providing an even faster option for travelers who are already enrolled in TSA PreCheck.

How TSA PreCheck Touchless ID Works

The Touchless ID system utilizes advanced facial recognition technology, streamlining the security process even further. Unlike the traditional method where travelers show their ID to a TSA officer, the new system allows passengers to pass through a dedicated lane where their identity is verified using facial scans. This method is designed to be faster and more efficient, as travelers are no longer required to stop and show their identification.

Instead of scanning physical IDs, the Touchless ID compares the facial scan of the passenger to a database of pre-approved photos, which they have previously provided to the government. This approach eliminates the need for manual ID verification and significantly speeds up the overall screening process.

Eligibility and How to Use the New Service

TSA PreCheck members with a Known Traveler Number (KTN) can opt in



TM
TRAVEL
AND TOUR
WORLD

News Videos Shows Clients TTW App About Us Contact Us

documents section on their airline's website or app and enter their Known Traveler Number or passport details.

It's important to note that this service is available based on airline participation. While an airport may offer Touchless ID, the technology's availability depends on whether a passenger's airline is participating. For example, San Francisco International Airport has the technology, but it is currently only available to United Airlines passengers.

Locations Where TSA PreCheck Touchless ID Is Available

As of now, TSA PreCheck Touchless ID is operational at 15 major airports across the country:


- Chicago O'Hare International Airport
- Dallas-Fort Worth International Airport
- Denver International Airport
- Detroit Metropolitan Wayne County Airport
- Harry Reid International Airport (Las Vegas)
- Hartsfield-Jackson Atlanta International Airport
- John F. Kennedy International Airport
- LaGuardia Airport
- Los Angeles International Airport
- Newark Liberty International Airport
- Portland International Airport (Oregon)
- Ronald Reagan Washington National Airport
- Salt Lake City International Airport
- San Francisco International Airport
- Seattle-Tacoma International Airport

While the service is available at these airports, the specific airlines participating may vary. Passengers should check with their airline

🇬🇧 The TSA's introduction of Touchless ID technology is part of an ongoing effort to improve the passenger experience while ensuring security remains a top priority. As this technology continues to expand to more airports and airlines, it promises to make the travel experience even more seamless, saving time for frequent flyers and newcomers alike.

As technology advances, TSA PreCheck members can expect continued enhancements aimed at providing faster, more efficient, and safer screening processes, ensuring that air travel remains as smooth as possible.

Advertisement



Share On:

Tags: [airport security](#), [touchless ID](#), [travel technology](#), [TSA](#), [TSA](#)

[PreCheck](#)



[14 Ways to Squeeze the Most From Your Costco Membership](#)



[15 Ways Retirees Can Stretch Their Savings for 30 Years](#)



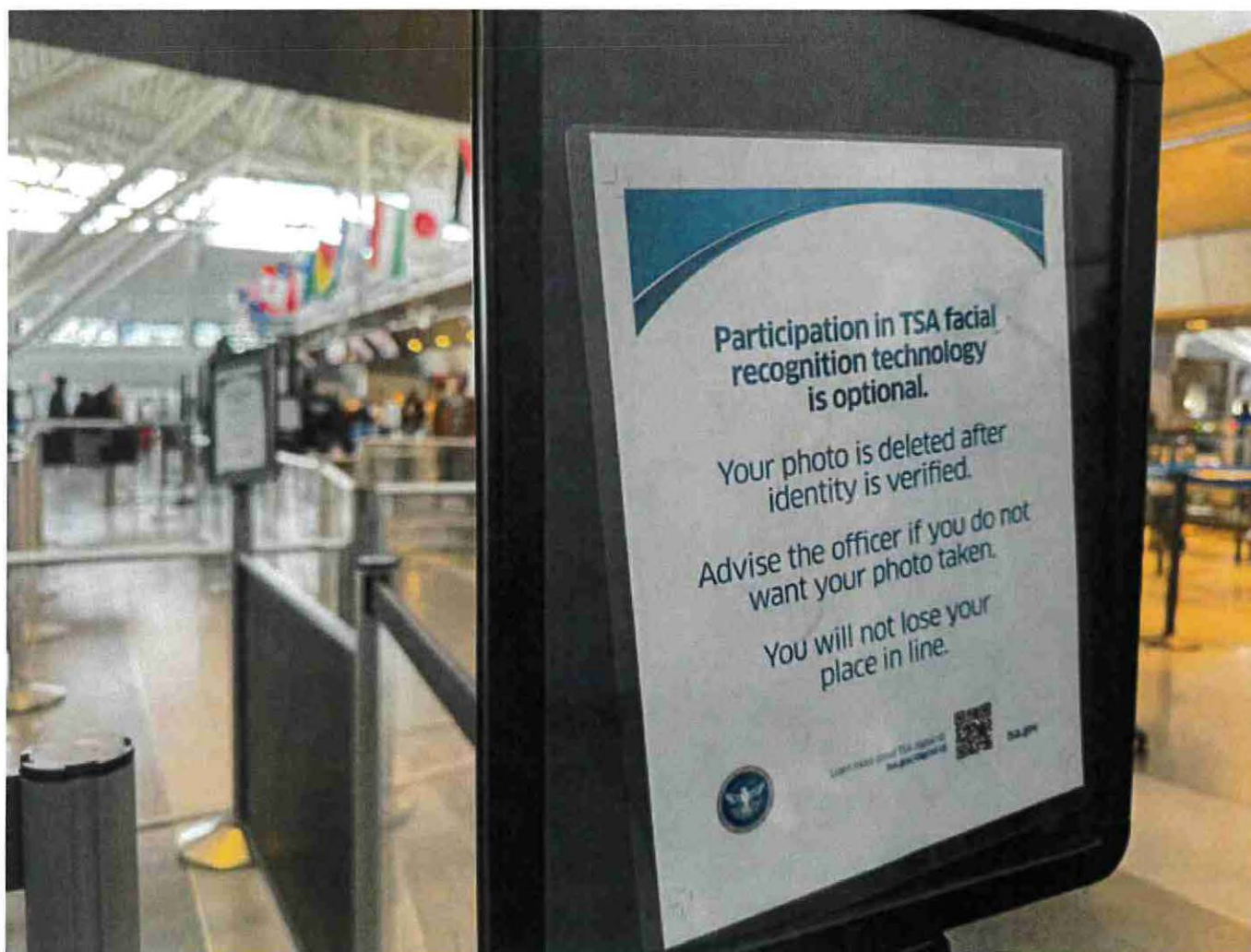
[5 Retirement Mistakes I Made and How You Can Avoid Them](#)

15 Airports Where TSA PreCheck Is Now Even Faster

TSA's new facial recognition technology lets PreCheck travelers skip showing their ID entirely at these airports.

Advertising Disclosure: When you buy something by clicking links within this article, we may earn a small commission, but it never affects the products or services we recommend.

[MTN Staff](#) • August 18, 2025



Alexandra Adele / Shutterstock.com

Airport security is getting a major upgrade, which will be welcome news to those tired of fumbling for their ID while juggling carry-on baggage and boarding passes.

TSA's PreCheck Touchless ID technology is now available at 15 major airports across the country. It promises to make security lines move faster for eligible travelers.

It uses advanced facial comparison technology to verify your identity without you having to dig out a driver's license or passport.

Instead, a photo taken at the security checkpoint is used to your face to the passport information you've already uploaded to your airline profile.

Sponsored

You're Losing \$1.7 Million by Managing Money Yourself

A Vanguard study proves it: \$500,000 invested over 25 years grows to \$1.7 million solo, but \$3.4 million with an advisor. That's \$1.7 million left on the table—and every day you wait, the gap gets worse.

AdvisorMatch's free service takes 2 minutes: answer a few questions, get matched with experienced professionals with proven track records, receive personalized advice immediately.



If you have \$100,000+ invested, you're already losing serious money. The consultation is free, no obligation, no hidden fees. Even one meeting could change your retirement trajectory.

Stop the Bleeding—Get Your Free Match Now (2 Minutes)

How to sign up for touchless ID

TSA PreCheck Touchless ID is not available to everyone. To participate:

- You must already be enrolled in TSA PreCheck.
- You need a valid passport.
- You have to fly with one of the participating airlines and opt into its touchless ID program.

Currently, four major carriers have partnered with TSA to offer this service: American Airlines, Delta Air Lines, United Airlines and Alaska Airlines.

TSA reports that setting yourself up takes just a few minutes. You log into your airline profile with one of the participating carriers and opt into the touchless ID program.

The opt-in step is crucial. Even if you have all the right credentials, you won't automatically get access to touchless lanes.

Each airline handles this slightly differently, so check the carrier's specific instructions when updating your profile.

Once you've opted in, look for the TSA PreCheck Touchless ID indicator on your mobile boarding pass. This special designation tells you that you're cleared to use the dedicated touchless lanes.

What to expect at security

When you arrive at the airport, follow signs to the dedicated TSA PreCheck Touchless ID queue. These lanes are separate from both regular security and standard TSA PreCheck lines.

At the checkpoint, you'll look into a biometric camera that captures your photo and compares it to your passport image. The whole process typically takes just seconds.

If the system successfully verifies your identity, you proceed through security without showing any physical documents. If there's an issue with the match, TSA officers will ask for your physical ID as they would in any standard screening. That's why you still need to carry identification.

Privacy-conscious travelers might wonder about those photos. According to TSA, images captured and data collected during normal operations are deleted immediately after verification.

TSA emphasizes that the agency does not use facial comparison technology for law enforcement or immigration enforcement purposes.



See Also:

[8 Things to Stop Doing If You Want to Be Rich](#)

Where touchless ID is available

Following are the airports that use touchless ID technology as of August 2025, and the airlines that have signed on at each airport.

Hartsfield–Jackson Atlanta International Airport (ATL):

- Alaska
- American
- Delta
- United

Ronald Reagan Washington National Airport (DCA):

- Alaska
- American

Airline News



Spirit Airlines to pull out of Salt Lake City amid bankruptcy restructuring plans

SALT LAKE CITY — Spirit Airlines is pulling out of Salt Lake City International Airport and a handful of other destinations amid its bankruptcy restructuring plans, ending a 3½ year stay in Utah's capital city.

"As part of our efforts to transform our business and position Spirit for long-term success, we are adjusting our network to focus on our strongest performing markets," the airline announced in a statement on Thursday. "We apologize to our guests for any inconvenience this may cause and will reach out to those with affected reservations to notify them of their options, including a refund."

The low-cost carrier said it will cease Salt Lake City operations on Oct. 2. It currently offers service to Detroit, Las Vegas, Los Angeles and Orlando, Florida, and accounts for about 1% to 2% of Salt Lake City International Airport's seating capacity, said Nancy Volmer, a spokeswoman for the airport. However, she points out that all four cities are covered by other airlines.

"Salt Lake City Department of Airports regrets to hear the news that SLC is one of the 11 markets that Spirit is leaving. We understand the challenges they are facing and wish them well," she said in a statement.

Spirit's announcement comes a week after the Florida-based airline [filed for bankruptcy last week](#) for the second time within the past year. CEO Dave Davis said the airline exited the process earlier this year, but it had "become clear that there is much more work to be done, and many more tools are available to best position Spirit for the future," the Associated Press reported.

It had [announced plans to expand to Salt Lake City in early 2022](#), as airport traffic began picking up after the COVID-19 pandemic. It was, at the time, the airport's first new airline in eight years because the old facility essentially capped service expansions, airport officials explained at the time. They were excited because they believed its low-cost model might work for Utah families looking to cut travel costs.

"I think this is going to be a very popular service. It's an ultra-low-cost carrier, so the fares will be very competitive. I think that's something that people in this region are really going to appreciate," said Bill Wyatt, executive director of the airport, at the time.

However, the airline has struggled to rebound from the pandemic [in the same way Salt Lake City's airport has](#). It had lost more than \$2.5 billion since the start of 2020 by the time it filed for bankruptcy in November 2024, the Associated Press reported.

The U.S. Bankruptcy Court for the Southern District of New York approved a restructuring plan, the airline announced on Wednesday. This allows the airline to continue its operations during the bankruptcy process, while the company develops a plan to repay its vendors and suppliers for goods.

Those plans also call for scaling back service. Spirit's service to the following locations will also end on Oct. 2:

- Albuquerque, New Mexico
- Birmingham, Alabama
- Boise, Idaho
- Chattanooga, Tennessee
- Columbia, South Carolina
- Oakland, California
- Portland, Oregon
- Sacramento, California
- San Jose, California


Spirit is also canceling its plan to begin service to Macon, Georgia, which was scheduled to start on Oct. 16.

"We are grateful to the airports, business partners and community members in these markets who welcomed and supported us," the company added.

×

NEWS > LOCAL NEWS

Spirit Airlines cuts all service in and out of Salt City



By: Max Roth

Posted 9:57 AM, Sep 04, 2025 and last updated 4:07 PM, Sep 04, 2025

SALT LAKE CITY — Spirit Airlines will soon discontinue all service in and out of Salt Lake City, leaving Utahns one less carrier to use for travel and providing headaches for those who have already booked flights on the low-cost airline.

In a statement provided to FOX 13 News, Spirit said it will cancel service from several locations around the country, including Salt Lake City, effective on Oct. 2.

A route map showed that Spirit offered nonstop flights from Salt Lake City to Las Vegas, Detroit, Orlando, and Los Angeles, the latter destinations being popular among Utahns who enjoy visiting theme parks in Florida and California.

"We apologize to our Guests for any inconvenience this may cause and will reach out to those with affected reservations to notify them of their options, including a refund," the airline said.

Last month, Spirit filed for Chapter 11 bankruptcy for the second time in a year.

Seeing Spirit in trouble, Delta Airlines has put on sale a number of its flights where Spirit will no longer operate next month.

ADVERTISEMENT



"One of the nice things that Spirit does, it provides pressure on pricing," said Seth Miller, who runs PaxEx.Aero. "With them leaving the market, there's going to be a real risk that travelers out of Salt Lake are going to start to see some higher prices."

For travelers like Curtis Day, who has relied on Spirit as a manager booking his work team's travel, the departure represents a significant change.

"I felt like Spirit looked after everyone's pocketbook before they looked after, you know, some of the other things that the airlines look at," Day said.

Not all travelers will miss the airline. Jason Lively, who flew Spirit once, found the experience disappointing.

"I tried it once and it really didn't turn out to be a discount by the time they charged you all the additional fees," Jason Lively said.

Passengers who have flights booked with Spirit after October 4 have the law on their side, at least when it comes to their money.

ADVERTISEMENT

"Don't panic," shared Suzi Barrett with Utah-based flightsfromhome.com. "Legally, they are required to refund your flight. You're not gonna lose any money on this.

However, Miller warned that rebooking may come at a cost.

"That's great. The bad news is if you probably booked Spirit because it was a cheap flight or at the right time, and now they're not flying anymore... so when you go to rebook, it's probably gonna be a little more expensive," he explained.

While a popular, inexpensive way to fly out of northern Utah, a spokesperson with Salt Lake City International Airport said Spirit accounted for just 1-2 percent of the airport's seat capacity.

"Salt Lake City Department of Airports regrets to hear the news that SLC is one of the 11 markets that Spirit is leaving," the airport said in a statement. "We understand the challenges they are facing and wish them well."

Recent Local Utah Stories

**Husband who
saved wife in
DUI crash leaves
'void' behind**

**Stormy start to
weekend; Flash
flood threat high**

**Avenues
neighborhood
comes together
after garage fire
injures BBQ
cook**

**COVID vaccines
harder to get in
Utah this year,
officials say**

Spirit Airlines pulls its services from Salt Lake City amid network restructuring

by Derick Fox, KUTV
Thu, September 4th 2025 at 10:47 AM
Updated Thu, September 4th 2025 at 11:02 AM



The airline confirmed with CBS News that services in Salt Lake City will end on Oct. 2.

Other cities where services will be ended include:

- Albuquerque, New Mexico
- Birmingham, Alabama
- Boise, Idaho
- Chattanooga, Tennessee
- Oakland, California
- Columbia, South Carolina
- Portland, Oregon
- Sacramento, California
- San Diego, California
- San Jose, California

Spirit Airlines

Spirit Airlines Leaves Salt Lake City Amid Restructuring

There are 11 markets that Spirit Airlines will leave, including Salt Lake City. We tell you why, from when and what the authorities of the airport of the capital of Utah responded.

By: Univision

Posted on 6 Sep 25 - 08:36 PM EDT. Updated Sept 6 25 - 08:36 PM EDT.

SALT LAKE CITY, Utah – Salt Lake City is among the 11 markets that Spirit Airlines will cease operations as part of a restructuring process that followed the bankruptcy filing, filed last August for the second time in a year.

It will be on **October 2** when the company suspends all its flights to and from Salt Lake City.

In a statement, the Salt Lake City Airports Department said it **regretted "the news that SLC is one of the 11 destinations that Spirit will stop operating. We understand the problems you face** and wish you good luck."

"We apologize to our passengers for the inconvenience this may cause. We will contact those who have affected bookings to inform them of the options available, including refunds. **We thank the airports, business partners and community members of these markets for their support,**" a spokesperson for the airline said in a statement.

Tommy Fletcher, the company's media relations manager, said: "We are adjusting our route network to **focus on the best-performing markets.** Therefore, we have made the difficult decision to suspend flights."

The other cities where Spirit will also suspend its services are:

- Albuquerque, New Mexico.
- Birmingham, Alabama.
- Boise, Idaho.
- Chattanooga, Tennessee.
- Oakland, California.
- Columbia, South Carolina.
- Portland, Oregon.
- Sacramento, California.
- San Diego, California.
- San Jose, California.

In Macon, Georgia, the firm had plans to start operations, an intention that has been canceled.

Other **air routes in the United States, Latin America and the Caribbean** will continue to operate.

Within the restructuring process of Spirit Airlines there is not only the optimization of the route network and the reduction of its fleet; It also contemplates a reinforcement in the cost structure and an optimization in flight options.

Spirit Airlines axes 11 cities from route map as bankruptcy cuts begin

Edward Russell

Sept. 03, 2025 • 3 min read



The cards we feature here are from partners who compensate us when you are approved through our site, and this may impact how or where these products appear. We don't cover all available credit cards, but our analysis, reviews, and opinions are entirely from our editorial team. Terms apply to the offers listed on this page. Please view our [advertising policy](#) and [product review methodology](#) for more information.

Spirit Airlines will end service to 11 cities in October as it begins the hard work of overhauling its route map in bankruptcy.

The Dania Beach, Fla.-based airline will end service to the following cities during the week of Oct. 2, 2025, a spokesperson confirmed:

- Albuquerque International Sunport (ABQ) in New Mexico
- Birmingham-Shuttlesworth International Airport (BHM) in Alabama
- Boise Airport (BOI)
- Chattanooga Metropolitan Airport (CHA) in Tennessee
- Columbia Metropolitan Airport (CAE) in South Carolina
- Oakland San Francisco Bay Airport (OAK)
- Portland International Airport (PDX) in Oregon
- Sacramento International Airport (SMF)
- Salt Lake City International Airport (SLC)
- San Diego International Airport (SAN)
- San Jose Mineta International Airport (SJC) in California

Spirit also suspended plans to [add Middle Georgia Regional Airport \(MCN\) in Macon, Georgia](#), to its map on Oct. 16.

The cuts come days after Spirit filed for its [second Chapter 11 bankruptcy restructuring](#) in less than a year. The airline plans to shed planes, shrink its network and cut costs in the hopes of returning to profitability.

Stay up to date on all things aviation by subscribing to our [aviation newsletter](#).

"Spirit is redesigning its network to focus its flying on key markets to provide more destinations, frequencies and enhanced connectivity in certain of its focus cities, while simultaneously reducing its presence in certain other cities," Fred Cromer, chief financial officer of Spirit, said in a statement filed with the court on Sunday.



DAILY NEWSLETTER

Reward your inbox with the TPG Daily newsletter

Join over 1,000,000 readers for breaking news, in-depth guides and exclusive deals from TPG's experts

Email address

Sign up

By signing up, you will receive newsletters and promotional content and agree to our [TERMS OF USE](#) and acknowledge the data practices in our [PRIVACY POLICY](#). You may unsubscribe at any time.

Robert Milton, chairman of Spirit's board of directors, [told](#) *The Wall Street Journal* that the carrier plans to refocus its map on key airports, including Fort Lauderdale-Hollywood International Airport (FLL), Detroit Metropolitan Wayne County Airport (DTW) and Orlando International Airport (MCO).

The 12 airports cut from Spirit's map in October represent 3.9% of the airline's total seats that month, schedule data from aviation analytics firm Cirium shows.

Las Vegas' Harry Reid International Airport (LAS) will lose the most routes with the cuts, saying goodbye to eight nonstops, schedules show. FLL will lose four routes.

CardMatch

You may prequalify for up to 175,000 points

See if you prequalify for special offers-with no impact to your credit score.

- ☐ Get intro offers I qualify for
- ☐ Get the best overall card for me

Try CardMatch

Many industry analysts expect further cuts at Spirit as it "significantly," as Cromer put it, shrinks its fleet.

The airline operated 214 Airbus A320-family aircraft when it filed for bankruptcy on Aug. 28. However, only around 157 planes are in service, Cromer said.

Passengers booked on a canceled flight would be entitled to a refund under U.S. Department of Transportation policy.

Related reading:

- [When is the best time to book flights for the cheapest airfare?](#)
- [The best airline credit cards](#)
- [What exactly are airline miles, anyway?](#)
- [6 real-life strategies you can use when your flight is canceled or delayed](#)
- [Maximize your airfare: The best credit cards for booking flights](#)
- [The best credit cards to reach elite status](#)
- [What are points and miles worth? TPG's monthly valuations](#)

FEATURED IMAGE BY SEAN CUDAHY/THE POINTS GUY

Spirit Airlines Cuts Ties with 11 Cities as Bankruptcy Looms

2025-09-03

Author: **Ting**

Spirit Airlines Braces for Major Service Cuts

In a stunning move, Spirit Airlines is set to terminate services to 11 cities this October as it embarks on a substantial reorganization amid bankruptcy. This drastic change is part of the airline's strategy to streamline operations and regain financial stability.

Cities Facing Service Shutdown

The airline will chop routes to several destinations starting the week of October 2, 2025. The cities on the chopping block include:

- Albuquerque International Sunport (ABQ), New Mexico
- Birmingham-Shuttlesworth International Airport (BHM), Alabama
- Boise Airport (BOI), Idaho
- Chattanooga Metropolitan Airport (CHA), Tennessee
- Columbia Metropolitan Airport (CAE), South Carolina
- Oakland International Airport (OAK), California
- Portland International Airport (PDX), Oregon
- Sacramento International Airport (SMF), California
- Salt Lake City International Airport (SLC), Utah
- San Diego International Airport (SAN), California
- San Jose Mineta International Airport (SJC), California.

Suspended Expansion Plans

Additionally, Spirit has halted plans to add Mid Georgia Regional Airport (MCN) in Macon, Georgia, to its network, which was scheduled for October 16.

Chapter 11 Bankruptcy: A Strategic Retreat

This announcement follows Spirit's second Chapter 11 bankruptcy restructuring in less than a year. The airline's leadership outlined its goals of reducing costs, shedding aircraft, and shrinking its network to pave the way for a potential return to profitability.

Fred Cromer, Spirit's Chief Financial Officer, emphasized in a recent court statement that the airline is shifting focus to key markets. This includes enhancing connectivity in selected focus cities while dialing back operations in less profitable ones.

HOME / TRAVEL

Spirit Airlines Cuts Service to These 11 Cities Amid Bankruptcy

Plans to boost financial gain are underway with recent service cuts.



BY GABRIELA SILVA




Getty Images

SEP 4, 2025 10:16 AM EDT

In late August, Spirit Airlines announced it was filing for bankruptcy for the second time in a year, citing financial trouble. The company previously reported plans to scale back operations, and it

has just begun. Spirit Airlines will cut service to 11 cities starting in October.

A spokesperson for the Florida-based airline will end services to these cities starting October 2, 2025. Check out what airports will be affected below:



0:01 / 0:15

- Albuquerque International Sunport (ABQ) in New Mexico
- Birmingham-Shuttlesworth International Airport (BHM) in Alabama
- Boise Airport (BOI)
- Chattanooga Metropolitan Airport (CHA) in Tennessee
- Columbia Metropolitan Airport (CAE) in South Carolina
- Oakland San Francisco Bay Airport (OAK)
- Portland International Airport (PDX) in Oregon
- Sacramento International Airport (SMF)
- Salt Lake City International Airport (SLC)
- San Diego International Airport (SAN)
- San Jose Mineta International Airport (SJC) in California

Part of their overhaul also includes axing plans to add Middle Georgia Regional Airport (MCN) in Macon, Georgia as part of its flight plans on October 16.

"We apologize to our Guests for any inconvenience this may cause and will reach out to those with affected reservations to notify them of their options, including a refund," said the airline in a statement reported by [CNBC](#).

Amid its bankruptcy and trying to compete with its competitors, Spirit Airlines plans to get rid of plans, focus on profitable networks, and cut costs where possible.

"Spirit is redesigning its network to focus its flying on key markets to provide more destinations, frequencies, and enhanced connectivity in certain of its focus cities, while simultaneously reducing its presence in certain other cities," said Fred Cromer, chief financial officer of Spirit, in a court statement.

United Airlines is keeping ahead of the competition, having already given special offers on multiple new flights where Spirit Airlines operates. Its plans include adding 15 new flights to its roster to give customers better options.

ABOUT THE AUTHOR



Gabriela Silva

[VIEW PROFILE](#)



Ireland, Mexico, Spain, UK, and the US Face Travel Turmoil as Delta Airlines Cancels Multiple Flights, Distressing Travelers Across Dublin, Denver, John F. Kennedy, and Other Airports: New Update

Published on September 2, 2025



Delta Airlines cancels multiple flights across **Ireland, Mexico, Spain, the UK, and the US**. Especially at major airports like **Dublin, Denver, and John F. Kennedy**. These cancellations have left passengers stranded and uncertain about their travel plans. Delta Airlines is working to rebook affected passengers, but many are still facing long waits. Airports are crowded with frustrated travelers, and flight statuses remain in flux. The ripple effect of these cancellations extends across multiple countries, further complicating travel for those trying to reach their destinations.

This has led to **10 flight cancellations** and over **189 delays**. Delta Airlines grounded **Flight DAL8839** from Chicago to Minneapolis and **Flight DAL245** from Dublin to New York's JFK. Additionally, more than 190 flights, including key routes through **Denver and John F. Kennedy**. Passengers are advised to check for updates as further disruptions are possible.

Affected Cities and Airports

The airports and cities affected by the recent Delta Airlines flight cancellations include **Chicago O'Hare International Airport** in Chicago, **Washington Dulles International Airport** in Washington, D.C., and **Dublin International Airport** in Dublin. Other impacted locations are **John F. Kennedy International Airport** in New York, **Los Angeles International Airport** in Los Angeles, and **Boston Logan International Airport** in Boston. Additionally, **London Heathrow Airport** in London, **Denver International Airport** in Denver, and **Salt Lake City International Airport** in Salt Lake City are also facing disruptions. **Queretaro Intercontinental Airport** in Queretaro, **Hartsfield-Jackson Atlanta International Airport** in Atlanta, and **Adolfo Suárez Madrid-Barajas Airport** in Madrid round out the list of major airports dealing with delays and cancellations.

Flight Cancellations/ Delays

Ident	Type	Origin	Destination	Scheduled Departure Time
DAL8839	B752	Chicago O'Hare Intl (KORD)	Minneapolis/St Paul Intl (KMSP)	Mon 01:25AM CDT
DAL8839	B752	Washington Dulles Intl (KIAD)	Minneapolis/St Paul Intl (KMSP)	Mon 05:29AM EDT
DAL245	B763	Dublin Intl (DUB / EIDW)	John F Kennedy Intl (KJFK)	Mon 12:40PM IST
DAL9965	B752	John F Kennedy Intl (KJFK)	Boston Logan Intl (KBOS)	Mon 08:10AM EDT
DAL9960	B763	Los Angeles Intl (KLAX)	Hartsfield-Jackson Intl (KATL)	Mon 07:10AM PDT
DAL4	A339	London Heathrow (LHR / EGLL)	John F Kennedy Intl (KJFK)	Mon 04:15PM BST
DAL9962	B738	Denver Intl (KDEN)	Salt Lake City Intl (KSLC)	Mon 09:55AM MDT

Ident	Type	Origin	Destination	Scheduled Departure Time
DAL9936	B712	Queretaro Intercontinental Airport (QRO / MMQT)	Hartsfield-Jackson Intl (KATL)	Mon 12:10PM CST
DAL9966	B763	John F Kennedy Intl (KJFK)	Hartsfield-Jackson Intl (KATL)	Mon 05:10PM EDT
DAL109	A333	Adolfo Suárez Madrid-Barajas (MAD / LEMD)	Hartsfield-Jackson Intl (KATL)	Tue 10:15AM CEST

Impact on International and Domestic Travel

The travel disruptions caused by Delta's flight cancellations have had a ripple effect on both international and domestic travel. For passengers traveling internationally, especially from **Europe** to the **US**, the situation has been particularly stressful. Many passengers are finding it difficult to secure new bookings or find available accommodations while they wait for rebooked flights.

For domestic travelers, the impact has been widespread as well, with flight cancellations affecting major cities like **Chicago**, **Atlanta**, **Los Angeles**, and **Boston**. Many travelers attempting to fly within the US have found themselves dealing with long delays, crowded terminals, and fewer available flights to their final destinations. Those trying to make connections have been especially affected, with missed connections leading to further delays and frustration.

Rebooking and Customer Support

As Delta Airlines works to manage the surge of cancellations, passengers have been advised to check the airline's app and website for the latest updates on flight status. Delta has also issued notifications to affected travelers, offering rebooking options, though these alternatives have been limited due to high demand. For those whose flights were canceled, Delta has offered the option to rebook on the next available flight, though many have reported limited availability on new bookings.

Advertisement

In addition, Delta has been providing refunds for canceled flights, though the process can take time, and travelers have been urged to be patient as the airline works through the backlog of affected passengers. Several travelers have expressed frustration over the

difficulty in reaching customer service, with phone lines and online help centers overwhelmed by the high volume of inquiries.

Conclusion

The widespread flight cancellations and delays caused by Delta Airlines today have left travelers frustrated and stranded at major airports across the world. With disruptions affecting both international and domestic flights, passengers have been forced to adjust their travel plans and wait for new flights or rebooking options. While Delta is doing everything it can to resolve the situation, passengers are urged to stay informed and prepared for potential changes to their flight schedules. As air travel continues to recover from the pandemic, incidents like these serve as a reminder of how unpredictable the airline industry can be.

Passengers affected by today's cancellations are encouraged to check the Delta Airlines website and app for real-time updates, as well as to stay in contact with customer service for assistance with rebooking or alternative transportation options.

Source: FlightAware



Frontier is launching new routes, including a direct flight from Salt Lake City to Southern California

SALT LAKE CITY — Frontier Airlines recently announced 15 new routes, including a direct flight from Salt Lake City International Airport to John Wayne Airport in Santa Ana, California, to start this fall.

The expansion move comes after the U.S. travel industry experienced a slump in airfare bookings in May, after the initial tariffs announcements, per Forbes. Low-budget airlines were the most affected.

Frontier's new routes seem to be an effort to solidify the airline's position in the domestic market, where most airlines are losing money, per Reuters.

Last year, the Denver-based airline introduced revamped policies under its flagship program — "[The New Frontier](#)." The changes, meant to provide an enhanced customer experience, include transparent pricing, no change fees and perks for elite members.

Premium traveling offerings are a growing trend from low-budget airlines to combat the volatile economic changes and increase profits.

JetBlue, for example, announced last December plans to add first-class seats to shorter domestic flight, according to CNBN.

Reuters reported the number of premium seats in the U.S. domestic market has increased by 14% since 2019, more than three times the growth in main cabin seats, according to data from Visual Approach Analytics.

Frontier is following suit with a retrofitting of the first two rows into first-class seats.

"Now is a better time than ever for travelers to make Frontier their airline of choice," Josh Flyr, vice president of network and operations design at Frontier Airlines, said in a press release.

From Salt Lake International Airport, Frontier offers nonstop flights to Phoenix, Denver, Las Vegas, Los Angeles, Seattle, San Francisco, Dallas, Portland, and Ontario, Canada.

The new nonstop flight from Salt Lake City to Southern California will operate twice a week, starting on Oct. 9.



Travellers line up at the Frontier Airlines self-check kiosks in Denver International Airport, Dec. 24, 2024, in Denver. Frontier Airlines recently announced 15 new routes, including a direct flight from Salt Lake City International Airport to John Wayne Airport in Santa Ana, Calif. (Photo: David Zalubowski, Associated Press)

Other direct flights in the West

Arizona, now has two direct flights to Texas: one from Phoenix Sky Harbor International Airport to San Antonio, which will operate three times a week, and another one from Tucson to Dallas-Fort Worth, operating twice a week.

Out of Denver, the airline's headquarters, travelers will be able to fly to four new destinations.



extended
STAY AMERICA
HOTELS

*Terms & conditions apply

SAVE UP TO
45%

Book now

1-800-EXT-STAY



Summer
Adventure
Awaits

Report ad

THE WEST UTAH U.S. & WORLD

Frontier adds new nonstop flight from SLC. How is the Denver-based airline doing?

As low-budget airlines face a downturn, Frontier is launching 15 new routes, including a direct flight from Salt Lake City to Southern California

Published: July 23, 2025, 1:31 p.m. MDT



VIEW 18 COMMENTS



SHARE



A Frontier Airlines airliner lifts off at Salt Lake City International Airport while Delta Air Lines planes sit at their gates in Salt Lake City on Saturday, May 4, 2024. | Scott G Winterton, Deseret News

KEY POINTS

- Frontier Airlines is expanding after the U.S. travel industry experienced a slump in airfare bookings earlier this year.
- Low-budget airlines are adding premium features to their services, such as first-class seats, to increase profitability.
- The new nonstop flight from Salt Lake City to Southern California will operate twice a week, starting on Oct. 9.

Frontier Airlines recently announced 15 new routes, including a direct flight from Salt Lake City International Airport to John Wayne Airport in Santa Ana, California, to start this fall.

The expansion move comes after the U.S. travel industry experienced a slump in airfare bookings in May, after the initial tariffs announcements, per Forbes. Low-budget airlines were the most affected.

Frontier's new routes seem to be an effort to solidify the airline's position in the domestic market, where most airlines are losing money, per Reuters.

Report ad

Last year, the Denver-based airline introduced revamped policies under its flagship program — "The New Frontier." The changes, meant to provide an enhanced customer experience, include transparent pricing, no change fees and perks for elite members.

Premium traveling offerings are a growing trend from low-budget airlines to combat the volatile economic changes and increase profits.

JetBlue, for example, announced last December plans to add first-class seats to shorter domestic flight, per CNN.

Reuters reported the number of premium seats in the U.S. domestic market has increased by 14% since 2019, more than three times the growth in main cabin seats, according to data from Visual Approach Analytics.

Frontier is following suit with a retrofitting of the first two rows into first-class seats.

"Now is a better time than ever for travelers to make Frontier their airline of choice," Josh Flyr, vice president of network and operations design at Frontier Airlines, said in a press

release.

From Salt Lake International Airport, Frontier offers nonstop flights to Phoenix, Denver, Las Vegas, Los Angeles, Seattle, San Francisco, Dallas, Portland, and Ontario, Canada.

18
Comments

The new nonstop flight from Salt Lake City to Southern California will operate twice a week, starting on Oct. 9.



Travelers queue up at the Frontier Airlines self-check kiosks in Denver International Airport Tuesday, Dec. 24, 2024, in Denver. | David Zalubowski, Associated Press

Other direct flights in the West

Arizona, now has two direct flights to Texas: one from Phoenix Sky Harbor International Airport to San Antonio, which will operate three times a week, and another one from Tucson to Dallas-Fort Worth, operating twice a week.

Out of Denver, the airline’s headquarters, travelers will be able to fly to four new destinations.

SERVICE TO:	SERVICE START:	SERVICE FREQUENCY:
New York (JFK)	October 8, 2025	3x/week
Corpus Christi, Texas (CRP)	October 9, 2025	2x/week
Tulsa, Okla. (TUL)	October 12, 2025	2x/week
Richmond, Va. (RIC)	October 19, 2025	2x/week

[Click Here To Proceed](#)

Fawki Home Essentials - Premium home essentials for modern living



Frontier Airlines Launches 15 New Routes This Fall

By Vedat Özgür Töre / Published : July 28, 2025 / Last updated : July 28, 2025 / [Leave a Comment](#)

Frontier Airlines



Ultra-low fare carrier Frontier Airlines (Nasdaq: ULCC) will make its debut in Corpus Christi, Texas, and Richmond, Va., as well as mark a return to Tulsa, Okla., this fall with the launch of 15 new routes. The expansion in service is just the latest growth for the airline as it delivers on its mission to offer affordable travel to more consumers in more places, while simultaneously improving the flying experience customers can expect with [The New Frontier](#).

[Best vacation packages](#)

San Antonio (SAT)	October 10, 2025	3x/week	\$49*
-------------------	------------------	---------	-------

New service from Richmond International Airport (RIC):

SERVICE TO:	SERVICE START:	SERVICE FREQUENCY:	INTRO FARE:
Atlanta (ATL)	October 17, 2025	2x/week	\$29*
Denver (DEN)	October 19, 2025	2x/week	\$59*

New service from San Antonio International Airport (SAT):

SERVICE TO:	SERVICE START:	SERVICE FREQUENCY:	INTRO FARE:
Phoenix (PHX)	October 10, 2025	3x/week	\$49*

New service from Salt Lake City International Airport (SLC):

SERVICE TO:	SERVICE START:	SERVICE FREQUENCY:	INTRO FARE:
Santa Ana, Calif. (SNA)	October 9, 2025	2x/week	\$39*

New service from John Wayne Airport (SNA):

SERVICE TO:	SERVICE START:	SERVICE FREQUENCY:	INTRO FARE:
Salt Lake City (SLC)	October 9, 2025	2x/week	\$39*

New service from St. Louis Lambert International Airport (STL):

SERVICE TO:	SERVICE START:	SERVICE FREQUENCY:	INTRO FARE:
Tampa (TPA)	October 11, 2025	Weekly	\$39*

New service from Tampa International Airport (TPA):

SERVICE TO:	SERVICE START:	SERVICE FREQUENCY:	INTRO FARE:
Kansas City (MCI)	October 11, 2025	Weekly	\$49*
St. Louis (STL)	October 11, 2025	Weekly	\$39*

New service from Tulsa International Airport (TUL):

SERVICE TO:	SERVICE START:	SERVICE FREQUENCY:	INTRO FARE:
Denver (DEN)	October 12, 2025	2x/week	\$39*

New service from Tucson International Airport (TUS):

SERVICE TO:	SERVICE START:	SERVICE FREQUENCY:	INTRO FARE:
Dallas-Fort Worth (DFW)	October 9, 2025	2x/week	\$49*

Frequency and times are subject to change. Please check www.flyfrontier.com for additional details.

Frontier Airlines has introduced sweeping changes to its product and customer service offerings, ushering in 'The New Frontier.' Among the enhancements is UpFront Plus seating, an upgraded seating option with extra leg and elbow room in the first two rows of the aircraft. Customers in UpFront Plus enjoy a window or aisle seat with extra legroom and a guaranteed empty middle seat. The airline also now offers [unlimited companion travel](#) for its most loyal customers, with the flexibility to choose a different companion on every Frontier flight. Debuting in late 2025, Frontier will begin offering First Class seating, combining unmatched comfort and space at Frontier's trademark affordable prices.

Frontier continues to innovate with its industry-leading frequent flyer program, **FRONTIER Miles**, which allows customers to 'Get It All For Less.' Members earn miles quickly and get rewarded for each dollar spent on Frontier products. Miles accrue based on dollars spent with a standard 10X multiplier: \$1 = 10 miles, with multipliers increasing at every elite level up to 20X. Elite status is attainable at only 10,000 miles and offers perks such as priority boarding, seat selection and free bag(s) depending on status level. Like the airline, **FRONTIER Miles** is also family friendly, offering easy family pooling of miles making it simple for families to enjoy rewards together. [Joining is free.](#)

*About the Promotional Fare Offer:

Tickets must be purchased by 11:59 pm Eastern time on Jul. 28, 2025. Sale fares are valid for non-stop travel on select days of week, Oct. 7, 2025, through Dec. 18, 2025. The following travel blackout dates apply: Nov. 21-26, 28-30, 2025; Dec. 1-2, 2025. Not all markets are available for all dates of travel. Round trip purchase is not required. All travel rules will apply, including Frontier Airlines' [Contract of Carriage](#).

[Best vacation packages](#)

Sign up to receive FTNnews Newsletter

Subscribe to get the latest travel news by email

We don't spam! Read our [privacy policy](#) for more info.

Subscribe

Related Posts

8 Routes In 2 Days: Where American Airlines & Delta Air Lines Now Fly



 By James Pearson — 17 hours ago



 Follow

 Like

 Thread

 **American Airlines** and  **Delta Air Lines** are the US's top two domestic operators by flights. Schedule analysis using OAG data shows they—or their regional units—have launched or relaunched eight routes in two days in early September. Elsewhere, at the start of the month, Breeze Airways commenced ten routes in four days, Allegiant introduced its one and only intra-Tennessee service, etc.

On September 3, American Eagle restarted flying from **New York LaGuardia to Atlanta** and **Madison** and began **Washington Reagan to Houston Intercontinental**. On September 8, a day after this article was published, Delta will launch three routes from  **New York JFK**, along with **Minneapolis-Westchester** and **Salt Lake City-Little Rock**. Some were previously served.

A Look At American's 3 Additional Routes



September 8	New York JFK-Houston Intercontinental		il 2020)	None
September 8	New York JFK-Memphis	Daily using Endeavor CRJ900s	Yes (until 2012)	None
September 8	New York JFK-St. Louis	Daily using Endeavor CRJ900s	Yes (until 2015)	JetBlue (daily)
September 8	Salt Lake City-Little Rock	Daily on SkyWest E175s	Yes (until 2008)	None
		* Details may change in other months	** Or Delta Connection	** Airport level only in September

Little Rock Becomes Delta's 84th Domestic Destination From Salt Lake City



Examining Delta and Delta Connection's domestic network from Salt Lake City, where they collectively have 73% of the flights, shows **84 domestic destinations** in the upcoming week (September 8-14). For connectivity reasons, and partly influenced by the use of regional jets, the



Make a Suite Escape

The Cosmopolitan - Sponsored

[Book Vegas](#)

The sole exception is Milwaukee, which has six weekly departures on the A220-100. However, this is because the analyzed week is an anomaly. The route is ordinarily flown daily and will return to that level next week. About six in ten passengers connect to another flight in the Utah capital, with San Francisco being the most popular airport-level market.



Salt Lake City International Airport America/Denver

IATA Code

SLC

City

Salt Lake City

Miscellaneous News

Report ad

GUEST OPINION OPINION

Opinion: Utah's economy just got faster, thanks to a new link with Peru

Published: July 25, 2025, 12:06 p.m. MDT



VIEW COMMENTS



SHARE



Delta planes prepare for takeoff at the Salt Lake City International Airport on Tuesday, Dec. 31, 2024. | Scott G Winterton, Deseret News PURCHASE IMAGE

By Jonathan Freedman

Jonathan is president and CEO of World Trade Center Utah.

On December 4, Utah will welcome its first-ever nonstop flight to Lima, Peru. With it comes a new chapter in our global connections and our first direct link to South America.

X

Trade, like trust, is built through relationships. And flights like this one are a catalyst for mutual growth and prosperity.

This inaugural service isn't just about convenience. It's a signal. A signal that Utah's economy is growing in reach and relevance. A signal that our ties to Latin America are expanding from promising to powerful. And a signal that success attracts more success, with other airlines already watching closely.

RELATED

Delta's newest direct flight will link Utah to South America for the first time

Peru has long been a valued partner for Utah. Our biggest imports include primary metals — supporting key industries such as electrical, aerospace, automotive and construction — along with apparel and accessories. On the export side, Utah sends machinery, processed foods, computers and other electronics back to Peru. The U.S.-Peru Trade Promotion Agreement, in effect since 2009, opened the door to stronger trade and investment.

Report ad

In 2023, the Peru-Utah Chamber of Commerce was launched to further strengthen business and cultural ties. We've also had the honor of hosting several Peruvian dignitaries in Utah over the years. Now, with daily nonstop service for a limited initial window from December 4 through January 26, we have a new sign of progress and momentum for both sides of this relationship.

As an entrepreneur, I've seen this opportunity firsthand. When I was building Downeast Outfitters, I imported textiles and natural products from Peru. Alpaca, wool and cotton are among their specialties, and I was struck by how fast the shipping route was. Four days on the water from Lima to Los Angeles is nearly as fast as Mexico, making it an ideal option for a diversified supply chain. When you're managing margins and seasonality, speed matters.



In this image released on Friday, Aug. 11, 2023, BBFAT, a Peruvian brand of handmade alpaca wool products, exhibits at the fifth China International Import Expo (CIIE) in 2022. | CIIE, News Aktuell via the Associated Press

That's especially true for fresh produce. Peru is a global leader in asparagus, grapes and avocados. With this new nonstop flight, time-sensitive passive cargo such as produce can be expedited directly between two premier international airports: Salt Lake City and Lima's Jorge Chávez International Airport, which opened in June. Avoiding layovers and extra handling extends shelf life and improves reliability — a win for both Utah companies and Peruvian partners.

Industries like agriculture, textiles and mining already benefit from shorter timelines and more consistent freight. But this flight does more than boost business. It strengthens relationships. Utah's Peruvian community is about 30,000 strong. Peru now joins Mexico and El Salvador as one of only three countries with a full-time consulate in our state. That level of presence reflects trust and long-term commitment.

Next month, we'll welcome a delegation of Peruvian governors and business leaders to Utah. It builds on their visit earlier this spring for the [Crossroads of the World International Trade Summit](#), hosted by Zions Bank and World Trade Center Utah. In December, I'll be honored to join the inaugural flight alongside Governor's Office of Economic Opportunity, Salt Lake City International Airport and Utah Inland Port Authority. We'll meet with Peruvian officials and business leaders to help ensure this connection takes root.

RELATED

Why is the world coming to Utah?

Opinion: How Utah is becoming the crossroads of the world

There's cultural opportunity here, too. Tourism flows both ways, and this flight makes it easier for South American visitors to experience Utah during ski season. The Tabernacle Choir toured Peru last fall and will continue that regional focus in Argentina next. On the education side, our universities maintain study abroad programs in Peru, and Brigham Young University is a top U.S. destination for Peruvian students.

Winter is the ideal time to test this route. High altitude and heat can limit takeoff weight at the Salt Lake airport, but cooler months make full cargo loads possible. If demand holds — and we believe it will — this route can become a model for future growth.


[View Comments](#)

[Report ad](#)

A direct flight isn't just about reducing time for passengers. It's about reducing time for products. When companies don't have to wait, guess or pay extra for access, they move faster. They scale with confidence. And they open new doors.

This new flight is more than a trial. It's a turning point. For exporters, travelers and community members alike, it shows what's possible when relationships turn into action.

Utah belongs at the center of global trade, and the world is ready to meet us here.

Right to the Point

Insights and opinions on important issues shaping our world.

Email Address



By signing up, you agree to our [Privacy Notice](#) and European users agree to the [data transfer policy](#).

You Might Also Like




Worried about flying after Delta turbulence incident? Here's what you need to know about SLC's skies.

Salt Lake City International is one of the most frequently turbulent airports in North America. But that's only part of the story.



(Francisco Kjolseth | The Salt Lake Tribune) The Salt Lake City International Airport on Wednesday, Dec. 20, 2023.

By  Andy Larsen | Aug. 1, 2025, 6:31 a.m.



Comment

One of the most significant turbulence events in recent American history happened on Wednesday night during a flight out of Salt Lake City International Airport.

In all, 25 passengers and crew were injured when a Delta Air Lines flight headed to Amsterdam encountered extreme turbulence over southwestern Wyoming, bouncing the plane over 1,000 feet in either direction. Flight DL56 diverted to Minneapolis, where those injured received medical attention.

Turbulence events aren't unusual in the skies, but to see that many people injured is. It's also pretty unusual to see this amount of turbulence hit such a big airliner like the Airbus A330-900neo, a

widebody craft with room for 281 flyers — in general, the bigger the plane, the less turbulence affects it.



Report This Ad

Naturally, the incident has gotten some flyers nervous, especially Utahns who frequently leave from SLC. So I figured I'd take a look at turbulence in and around the airport, giving you some information and some ways to find specific turbulence forecasts for your next flight.

Salt Lake City among top airports for turbulence

In my time writing data columns for The Salt Lake Tribune, I'm not sure I've ever been more impressed with a single-purpose website than I am with [Turbli.com](https://turbli.com).

Built by Ignacio Gallego-Marcos, an engineer in the field of computational fluid dynamics in Sweden, Turbli is both highly technically informational and highly readable about the topic of turbulence; usually, you get one or the other. As a result, Turbli's going to be a repeated source throughout this article.

Get Top Stories newsletter. The day's biggest stories every morning, delivered right to your inbox.

airportinfo@slcgov.com

First, we're going to look at which airports are most susceptible to turbulence around them. Turbli creates this list. First, it takes a snapshot of the world's eddy dissipation rate (a measure of turbulence) every six hours. Then, for each of the world's 550 largest airports, it takes the area 120 miles in diameter around that airport, and compiles the eddy dissipation rate in those snapshots on a monthly and annual basis. The methodology makes sense to me.

By this, [Salt Lake City](#) ranked No. 4 in North America's most turbulent airports. Only Denver, Bozeman, and Albuquerque ranked higher.



North American airports with highest average turbulence

#	Airport	IATA	Avg. turbulence (edr)
★1	Denver	DEN	17.29
2	Bozeman	BZN	17.082
3	Albuquerque	ABQ	16.441
4	Salt Lake City	SLC	16.435
5	Jackson	JAC	16.143
6	Las Vegas	LAS	15.743
7	Vancouver	YVR	15.684
8	Reno	RNO	15.678
9	Seattle	SEA	15.498
10	Boise	BOI	15.406

Salt Lake City ranks fourth on the list of North American airports with highest average turbulence. (<https://turbli.com/historical-data/most-turbulent-airports-of-2024/>)

As you might expect, routes to and from these airports are most commonly turbulent. In fact, five routes to and from Salt Lake City are in the [top 10 most turbulent routes in North America](#).

North American routes with highest average turbulence

All distances

#	Route	Distance (km)	Avg. turbulence (edr)
★1	Albuquerque (ABQ) - Denver (DEN)	561	17.751
2	Denver (DEN) - Jackson (JAC)	653	17.454
3	Jackson (JAC) - Salt Lake City (SLC)	329	17.419
4	Denver (DEN) - Salt Lake City (SLC)	629	16.948
5	Bozeman (BZN) - Denver (DEN)	843	16.688
6	Ontario (ONT) - San Diego (SAN)	150	16.439
7	Boise (BOI) - Salt Lake City (SLC)	466	16.305
8	Bozeman (BZN) - Salt Lake City (SLC)	558	16.252
9	Las Vegas (LAS) - Reno (RNO)	555	16.068
10	Las Vegas (LAS) - Salt Lake City (SLC)	591	15.875

(<https://turbli.com/historical-data/most-turbulent-flight-routes-of-2024/>)



Look at those eddy dissipation rates in both charts, though. By Turbli's scale, EDRs are sorted into 0-20, 20-40, 40-60, 60-80, and 80-100 buckets, on a scale from light turbulence to extreme turbulence. While Salt Lake City has among the nation's highest rates of turbulence, the EDRs stay below 20 — which means that, more often than not, the routes have just light turbulence.

In short, while there is more turbulence out of SLC than almost anywhere else, most Salt Lake flights aren't very turbulent.

How is climate change impacting turbulence?

The short news: Climate change will impact turbulence. It will likely make routes across the southern U.S. more turbulent while making those in the northern U.S. slightly less turbulent.

That's the main result in research presented in the [Journal of Geophysical Research: Atmospheres](#) in 2024. A team of French scientists used 11 different computer models to simulate how air currents would change under different conditions of global warming: if the Earth were to warm by one degree, two degrees, or three degrees Celsius.

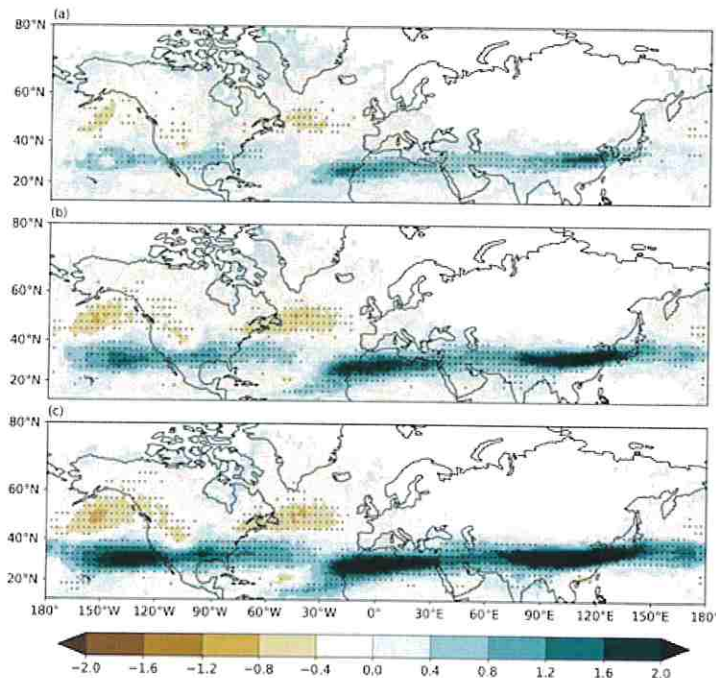


Figure 8. Projected changes in MOG-CAT frequency for turbulence index 1 at different global warming levels explained in the text: (a) $\Delta T = 1^\circ\text{C}$, (b) $\Delta T = 2^\circ\text{C}$ and (c) $\Delta T = 3^\circ\text{C}$. Changes are estimated from the CNRM-CM6-1 model ensemble mean. The black dots indicate those grid points where more than 80% of members agree on the sign of the change. Units are in %.

Changes in moderate or greater turbulence at different global warming levels; browns indicate less turbulence, while greens indicate more turbulence.

(<https://agupubs.onlinelibrary.wiley.com/doi/epdf/10.1029/2023JD040261>)

What you see is more turbulence along the jet stream that cuts across the southern United States and northern Africa, but slightly less turbulence in places like northern Utah.

The Washington Post took this result and [created a calculator that lets you see](#) the amount of time you might feel moderate turbulence on individual routes in the two degrees Celsius scenario. For example, a northern route from Salt Lake City to Minneapolis would see four seconds fewer of turbulence, while a southern route from Salt Lake City to Los Angeles would see seven seconds more of turbulence on average.

How much turbulence will be on your next flight?



[Report This Ad](#)

Forecasting turbulence is tricky, but we have improved at it significantly.

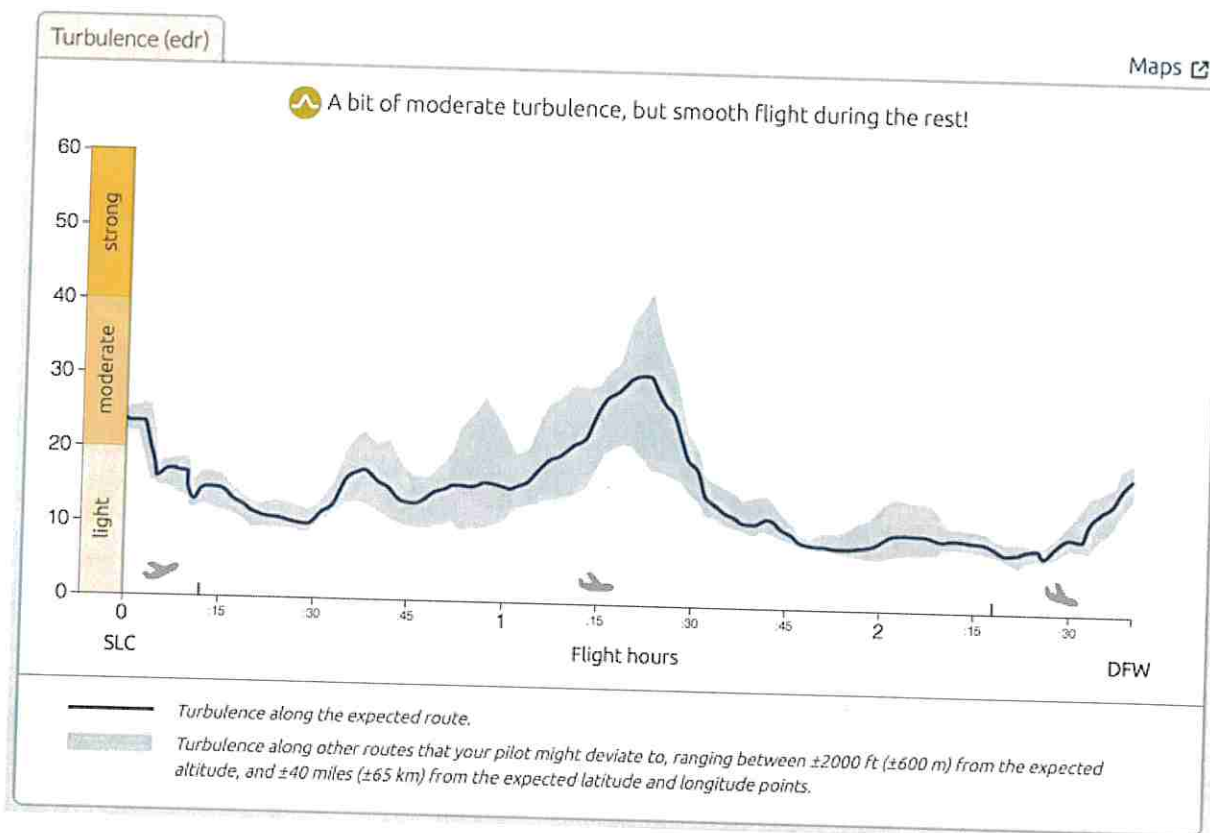
Right now, the National Oceanic and Atmospheric Administration provides a [Graphical Turbulence Guidance model](#) that estimates turbulent conditions down to a resolution of 13 kilometers. The forecasts go out to 48 hours at a maximum, but are, as you'd expect, much more accurate the closer you are to the time of your flight.

But turbulence forecasts are kind of like tornado forecasts: They can tell you conditions are ripe for a tornado and that one is likely to form, but can't tell you with certainty what neighborhood it will form in or even whether one will appear. Obviously, planes are far smaller than 13 kilometers; a new version of the Graphical Turbulence Guidance model that lowers the resolution down to 3 kilometers is slated for January 2026, but even that doesn't give you the resolution you'd ideally want.

Still, the forecasts are useful. They're about 75% accurate, [University of Reading professor Paul Williams](#) told the BBC this week.

Turbli takes these forecasts and turns them into useful data for individual flights. Type in the route you're taking in the next 48 hours, and Turbli will show you a list of flights on that route. Select your flight, and it will present to you a turbulence forecast over the course of your flight — adjusted for the type of aircraft you're flying. Here's Delta's 5:20 p.m. flight from Salt Lake City to Dallas on August 1, for example.





A Turbli flight forecast, from Salt Lake City to Dallas on Aug. 1. (turbli.com)



Report This Ad


The forecast calls for some bumps in takeoff and at landing, with the hardest turbulence likely reaching the moderate stage in the middle as the route encounters some thunderstorms.

The hope, of course, is that your pilot will deviate your flight to avoid those mid-flight bumps and thunderstorms — but the pilot on Delta Flight 56 on Wednesday chose not to over the skies of Wyoming, for whatever reason. We'll learn more about why after the National Transportation Safety Board releases its preliminary report on the matter, which usually takes about a month.

Alleriant Air flies to eight different destinations from Provo, with an additional seasonal service to Orlando Sanford International Airport (SFB). Breeze Airways currently flies to seven different destinations from Provo, and it is also planning to introduce new operations to Las Vegas and Hollywood Burbank Airport (BUR) beginning in March 2026.

× Remove Ads

The Other Salt Lake City Airport




0

1

away from Provo, OLC is considered to be a major gateway to the Intermountain West.

and the West Coast and, because of this, Delta Air Lines operates this airport as a hub. Link copied to clipboard
Overall, this airport is the busiest in Utah, as it sees nearly 350 departures per day to nearly 100 different destinations around the world.

Originally established in 1911 as a simple airstrip known as Woodward Field, the airport has grown to become a cornerstone of Utah's transportation infrastructure and economic development. Over the last century, SLC has grown into a vital aviation hub, becoming a key stop for transcontinental flights for major carriers, including Western Airlines.

The airport's elevation to major-hub status was cemented in the 1980s and 1990s when  **Delta Air Lines** designated SLC as a hub, giving the airport broader domestic and limited international reach. The airport has seen continued growth over recent years, which increased after the launch of a \$4.1 billion airport redevelopment project in 2020. This included modernizing terminals and ensuring that SLC remained competitive for years to come.

[×](#) Remove Ads

Current Operations At Salt Lake City International Airport





In 2024, Salt Lake City International Airport saw over 28 million passengers pass through its doors. This was a 5.2% year-over-year increase, signaling continued growth in air traffic. It saw a total of 328,000 takeoffs and landings in 2024, handling over 300 scheduled commercial departures per day. As Delta Air Lines recognizes SLC as a major hub, it makes sense that the airline dominates the airport's operations, accounting for about 70% of its total traffic.

The most frequent destination for Delta from SLC is Hartsfield-Jackson Atlanta International Airport (ATL), averaging over 250 flights per month. Other popular destinations for Delta Air Lines include Los Angeles, Seattle-Tacoma International Airport (SEA), Las Vegas, San Diego International Airport (SAN), and Phoenix Sky Harbor International Airport. The airline also flies from SLC to several international destinations, as detailed in the table below.

× Remove Ads

Airport	Country
<u>Amsterdam Airport Schiphol (AMS)</u>	Netherlands
Paris Charles de Gaulle Airport (CDG)	France
London Heathrow Airport (LHR)	UK
<u>Cancún International Airport (CUN)</u>	Mexico
Los Cabos International Airport (SJD)	Mexico
Puerto Vallarta International Airport (PVR)	Mexico
Mexico City International Airport (MEX)	Mexico
Calgary International Airport (YYC)	Canada
<u>Vancouver International Airport (YVR)</u>	Canada
Incheon International Airport (ICN)	South Korea

In total, SLC sees operations from 14 different carriers. This includes services from Alaska Airlines, American Airlines, Aeroméxico, Frontier Airlines, **Hawaiian Airlines**, JetBlue, JSX,  **Southwest Airlines**, Spirit Airlines, and  **United Airlines**. The airport also sees heavy cargo operations, with operators like Alpine Air Express, DHL Aviation, FedEx Express, Gem Air, and UPS Airlines all present.

Why Would You Fly From Provo Municipal Airport Instead Of Salt Lake City International Airport?



Although SLC remains a major hub for Delta and has grown into a major airport, some travelers are opting to fly from Provo instead. In recent years, the airport has grown from a small niche terminal to a larger airport covering multiple leisure destinations. These include popular vacation and business destinations like Phoenix, **Dallas**, Orlando, San Diego, Nashville, and San Francisco. Airlines operating from Provo have built flight schedules around high-demand, non-stop leisure routes.

× Remove Ads

Some travelers also find that Provo is more conveniently located, as it is significantly

0

in process. Some Salt Lake City residents will even opt to take the short drive to Provo

k-

Airport due to its convenience, cheaper parking, and lack of congestion, as Provo can be much more affordable than SLC.

Most of Provo's flights are operated by budget carriers like Allegiant and Breeze. While SLC provides more options and international flights, its ticket prices can fluctuate with demand and may include higher fees for services like parking and baggage. Provo Airport's smaller scale allows for easier terminal navigation and quicker boarding and deplaning. While SLC remains the dominant hub for Utah, Provo is an attractive alternative for residents of Utah County and Salt Lake City.



Examples: 'Bobcat Skid Steers', 'Komatsu Dealers', 'Groff Tractor', 'Cat 316', 'Today's

Search

Utah Infrastructure Receives 'C+' in 2025 ASCE Report

The 2025 ASCE Report Card gives Utah's infrastructure a 'C+' grade, with improvements in aviation infrastructure but declines in bridges, stormwater, and transit. Utah leads in roads and bridges due to increased investments, but faces challenges with dams, levees, and canals. Public awareness and funding are crucial for addressing infrastructure needs.

MON AUGUST 04, 2025 - WEST EDITION #16

UTAH SECTION OF THE AMERICAN SOCIETY OF CIVIL ENGINEERS



American Society of Civil Engineers logo

The Utah Section of the American Society of Civil Engineers (ASCE) released the 2025 Report Card for Utah's Infrastructure on May 29, 2025, assigning 12 categories of infrastructure a cumulative grade of 'C+', which is unchanged from the last report card in 2020.

Utah is one of only three states with a 'C+' grade, the highest grade ASCE has ever assigned to a state's infrastructure. Only two other states, Georgia and Wisconsin, have 'C+' infrastructure grades.

Utah's grade is one step higher than the national infrastructure grade of 'C' in the 2025 Report Card for America's Infrastructure, which was released in March.

Utah's aviation infrastructure was the only category to see a grade increase, while three categories (bridges, stormwater and transit) saw decreases. The remaining eight categories maintained the same grade as in 2020.

Roads received a B+, while bridges received a B and drinking water, solid waste and transit got B-. Aviation, dams and hazardous waste received a grade of C+, while stormwater and wastewater received a C. Trailing behind were canals with a D+ and levees with a D-.

"Utah is one of the fastest-growing states in the country, and state leaders have taken steps to ensure the reliability of infrastructure systems as more people move here to enjoy Utah's thriving communities, amazing outdoors, and high quality of life," said Craig Friant, chair of the 2025 Report Card for Utah's Infrastructure.

The investments in infrastructure that Utah leaders have prioritized have helped the state earn high grades for roads and bridges. Roads received a 'B+' grade, which is significantly higher than the national 'D+'. In 2023, state lawmakers approved the largest investment ever in Utah's transportation funding, committing to more than \$14 billion in upgrades and new construction over the next six years to help build or expand roads and highways in all parts of the state.

Utah's bridges saw a one-step grade decrease to a 'B' in the 2025 report card, while higher than the national bridge grade of 'C' it is a sign that the data currently available indicates worsening conditions. In 2020, 38 percent of bridges in the state were in good condition, compared with 22 percent in 2024. While the state has worked diligently to prioritize

preservation, rehabilitation and replacement of bridges, rapid increases in construction costs and an aging bridge inventory mean that existing funding levels can no longer support the number of bridge projects the state has historically supported.

As communities across the West deal with concerns about reliable water supplies due to ongoing drought and increased demand, Utah's drinking water grade is unchanged at a 'B-'. Utahns are doing their part to help preserve water supplies by reducing home water usage by 20 percent over the last two decades. However, existing water sources are facing additional stress due to regular drought conditions, decreased winter snowpack and the increasing number of people and businesses in Utah.

Even as Utah contends with water shortages, the state's dams, levees and canals are being tested by intense storms and flooding events. The grade for Utah's dams remained a 'C+'. Only 52 percent of Utah's high-hazard potential dams are in satisfactory condition. It will take approximately \$450 million in funding to bring all the state's high-hazard potential dams up to satisfactory condition.

Utah's levees received the lowest grade on the report card, a 'D-', the same grade as in 2020. These levees protect more than \$13 billion worth of property and infrastructure, including densely populated communities and key facilities like Salt Lake City International Airport.

Utah's canals, which received a 'D+' grade, are also part of the state's flood management plan. Most canals were built in the 1800s for irrigation purposes, and since many of them are privately owned, there is limited information available on their condition.

Utah's investment in aviation infrastructure helped increase the grade to a 'C+', which is a one-step increase from the 2020 report card. The new terminal at Salt Lake City International Airport has helped prepare Utah's biggest airport for the future.

The report card was created as a public service to inform citizens and policymakers about the infrastructure needs in Utah. Civil engineers use their expertise and school report card-style letter grades to condense complicated data into an easy-to-understand analysis of Utah's infrastructure network. ☒

Which Airport Has The Best American Express Centurion Lounge?



By Daniel S Osipov 15 hours ago



Follow

Like

Thread 1

The **American Express** Centurion Lounge is one of the premier airport lounge networks in the world. There are 26 lounges globally, with 15 of those being located in the United States. These are the most exclusive lounges offered to American Express cardholders, and as such, these are some of the highest quality lounges you'll find at an airport.

× Remove Ads

developed with all of the latest technological advancements, a notable benefit over other, older Centurion Lounges.

With its scale, extensive dining options, it addresses almost everything that a passenger could desire. Furthermore, its location in the world's busiest airport aids in spreading awareness. While this is the newest lounge in AMEX's network, the interior design still wows guests, while the extensive amenities ensure that passengers will have every reason to revisit it. The result is that this creates a positive perception of the Centurion Lounge network and American Express as a brand.

AMEX is preparing to open a brand new Centurion Lounge later in 2025 at **Salt Lake City International Airport**(SLC). Furthermore, renovations at the lounge at San Francisco International Airport are ongoing, while a new lounge is expected to open at Newark Liberty International Airport (EWR) in 2026. With new locations being added and ongoing renovations to an existing lounge, American Express will continue to improve the quality of these lounges as it continues to evolve the experience that it offers.

AIRPORT BUSINESS

HMSHost Debuts a World-class Spirits Experience — No Passport Required

HMSHost has launched the Connoisseur's Collection, a curated selection of premium spirits available at nearly 50 U.S. airport restaurants, offering travelers a sophisticated tasting experience with rare and limited-edition bottles.

Aug. 7, 2025 25 min read

A next-level layover has landed at 20 U.S. airports across the U.S. Global restaurateur HMSHost, part of Avolta AG (SIX: AVOL) and a world leader in creating dining for travel venues, has unveiled an exclusive experience immersing travelers in the world's finest spirits through its new menu, the Connoisseur's Collection, available exclusively at nearly 50 of its U.S. restaurants.

Inspired by the hush and allure of what lies behind the door to a sophisticated speakeasy, the Connoisseur's Collection is a unique, curated selection of premium spirits handpicked by HMSHost for their craftsmanship, heritage, and exceptional character. Travelers will have the chance to explore a world



of premier spirits, including numerous rare finds from The Balvenie 21, Belvedere 10, Drumshanbo Gunpowder Irish Gin, El Tesoro Extra Añejo Tequila, and more, alongside over 50 private label bourbon barrels from Jefferson's and Maker's Mark exclusively available to travelers dining at these HMSHost-operated restaurants. Coupled with enhanced hospitality from HMSHost's highly knowledgeable team of mixologists, the Connoisseur's Collection will elevate the travel experience for guests.

"What began as a high-end retail offering in our duty-free stores has expanded to our food & beverage line of business, demonstrating our unique position to enhance the travel experience at numerous touchpoints. Travelers have come to know HMSHost for our delicious food and exceptional service, and now we can establish ourselves as offering a world-class spirits experience. We crafted the Connoisseur's Collection for travelers seeking something truly extraordinary along their journey. Each bottle is a rare pour, small batch, or limited edition, meeting travelers' growing demand for premiumization, and the addition of HMSHost-exclusive barrel picks reinforces the prestige of the program," said Tyler Pitman, Senior Vice President, Concept Development, Brand Partnerships & Adult Beverage, North America, Avolta. "We are tremendously grateful for our partners who embraced this opportunity to create something unique that will result in lasting memories for guests."

Travelers can discover the Connoisseur's Collection menu exclusively at the following bars and restaurants in U.S. airports. Select bottles are available for purchase where the Connoisseur's Collection is available at U.S. duty-free stores operated by Dufry, a subsidiary of Avolta.

Discover the Connoisseur's Collection

- Baltimore/Washington International Thurgood Marshall Airport (BWI)
 - Flying Dog Tap House
 - R&R Seafood Bar
- Boston Logan International Airport (BOS)
 - Samuel Adams
 - Cisco Brewers
- Charlotte Douglas International Airport (CLT)
 - 1897 Market
 - The Waterman Fish Bar
 - Whisky River
 - OMB Biergarten
- Dallas Fort Worth International Airport (DFW)
 - Dallas Cowboys Club
- Dallas Love Field Airport (DAL)
 - Cool River Café
- Fort Lauderdale-Hollywood International Airport (FLL)
 - Whisky River
 - Umaizushi

- George Bush Intercontinental Airport (IAH)
 - Landry's Seafood
- Harry Reid International Airport (LAS)
 - Las Vegas Chophouse
 - Vegas Born
 - California Pizza Kitchen
 - Wolfgang Puck Express
 - Modelo Cantina
- Hartsfield-Jackson Atlanta International Airport (ATL)
 - LongHorn Steakhouse
 - Carraba's Italian Grill
 - Ecco
- John F. Kennedy International Airport (JFK)
 - Eataly – *Opening in 2025*
 - Peach Palace by Momofuku – *Opening in 2026*
- Los Angeles International Airport (LAX)
 - Rolling Stone Bar & Grill
 - Point the Way Café
 - The Wine Bar by Wolfgang Puck
 - Border Grill
- Louis Armstrong New Orleans International Airport (MSY)
 - Emeril's Table
 - Mondo
- Louisville Muhammad Ali International Airport (SDF)
 - Book & Bourbon Southern Kitchen
- Miami International Airport (MIA)
 - Shula's Bar & Grill
 - Chili's Grill & Bar
 - Wynwood Bar
- Newark International Airport (EWR)
 - Malone's Fish Market
- O'Hare International Airport (ORD)
 - Publican Tavern

- Wicker Park Seafood & Sushi Bar
 - The Bronze Pizza
- Orlando International Airport (MCO)
 - Outback Steakhouse
 - Romano's Macaroni Grill
 - On the Border Mexican Grill & Cantina
- Phoenix Sky Harbor International Airport (PHX)
 - Cowboy Ciao
 - Barrio Cafe
- Salt Lake City International Airport (SLC)
 - White Horse Spirits and Kitchen
 - Market Street Grill
 - Maggiano's Little Italy
- Tampa International Airport (TPA)
 - Cigar City Brewing
 - P.F. Chang's
 - Gasparilla Bar

Sign up for Aviation Pros Newsletters

Get the latest news and updates.


SIGN UP

Related

AUGUST 7 2025 | RETAILERS *Global Travel Retail*

“A next-level layover”: Avolta’s HMSHost launches Connoisseur’s Collection

By Wendy Morley



The new Connoisseur's Collection concept is available now across 20 US airports

Leading global travel retail and F&B player Avolta has revealed the Connoisseur's Collection, a premium tasting experience designed to immerse travelers in a curated menu of the world's finest spirits.

The concept, now available at select bars and restaurants across 20 US airports, offers travelers the opportunity to sip, savor, and discover a handpicked selection of premium and even limited-edition

spirits. According to Avolta, this showcases the company's commitment to elevate the traveler's journey, bringing a mix of indulgence and convenience to the airport experience.

Tyler Pitman, Senior Vice President, Concept Development, Brand Partnerships & Adult Beverage, North America, Avolta, said, "We crafted the Connoisseur's Collection for travelers seeking something truly extraordinary along their journey and the addition of Avolta's HMSHost-exclusive picks reinforces the prestige of the program.

"We are grateful for our partners who embraced this opportunity to create something unique that will result in lasting memories for passengers."



The innovative program allows travelers to enjoy a handpicked selection of premium and even limited-edition spirits

Passengers can explore the premium menu with passionate and expert mixologists. Whether you're a connoisseur of fine spirits or simply curious to try something new, the Connoisseur's Collection invites you to sip, savor, and shop. After tasting, select bottles are available for purchase where the Connoisseur's Collection is available at US duty-free stores operated by Dufry.

A world-class spirits experience – No passport required

At select HMSHost bars and restaurants in 20 airports across the US, travelers can embark on a first-class journey through the world's finest spirits, including exclusive barrels from Jefferson's and Maker's Mark and

rare pours like The Balvenie 21 and El Tesoro Extra Añejo Tequila

Billed as a “next-level layover” HMSHost’s new Connoisseur’s Collection menu is available exclusively at nearly 50 of its US restaurants.

Inspired by the hush and allure of what lies behind the door to a sophisticated speakeasy, the Connoisseur’s Collection is a unique, curated selection of premium spirits handpicked by HMSHost for their craftsmanship, heritage, and exceptional character. Travelers will have the chance to explore a world of premier spirits, including numerous rare finds from The Balvenie 21, Belvedere 10, Drumshanbo Gunpowder Irish Gin, El Tesoro Extra Añejo Tequila, and more, alongside over 50 private label bourbon barrels from Jefferson’s and Maker’s Mark exclusively available to travelers dining at these HMSHost-operated restaurants. Coupled with enhanced hospitality from HMSHost’s highly knowledgeable team of mixologists, the Connoisseur’s Collection will elevate the travel experience for guests.



The Connoisseur’s Collection offers a unique, curated selection of premium spirits handpicked by HMSHost for their craftsmanship, heritage, and exceptional character

“What began as a high-end retail offering in our duty-free stores has expanded to our food & beverage line of business, demonstrating our unique position to enhance the travel experience at numerous touchpoints,” Pitman added.

"Travelers have come to know HMSHost for our delicious food and exceptional service, and now we can establish ourselves as offering a world-class spirits experience. We crafted the Connoisseur's Collection for travelers seeking something truly extraordinary along their journey. Each bottle is a rare pour, small batch, or limited edition, meeting travelers' growing demand for premiumization, and the addition of HMSHost-exclusive barrel picks reinforces the prestige of the program.

"We are tremendously grateful for our partners who embraced this opportunity to create something unique that will result in lasting memories for guests."

Travelers can discover the Connoisseur's Collection at the following airports and outlets:

- Baltimore/Washington International Thurgood Marshall Airport (BWI) - Flying Dog Tap House, R&R Seafood Bar
- Boston Logan International Airport (BOS) - Samuel Adams, Cisco Brewers
- Charlotte Douglas International Airport (CLT) - 1897 Market, The Waterman Fish Bar, Whisky River, OMB Biergarten
- Dallas Fort Worth International Airport (DFW) - Dallas Cowboys Club
- Dallas Love Field Airport (DAL) - Cool River Café
- Fort Lauderdale-Hollywood International Airport (FLL) - Whisky River, Umaizushi
- George Bush Intercontinental Airport (IAH) - Landry's Seafood
- Harry Reid International Airport (LAS) - Las Vegas Chophouse, Vegas Born, California Pizza Kitchen, Wolfgang Puck Express, Modelo Cantina
- Hartsfield-Jackson Atlanta International Airport (ATL) - LongHorn Steakhouse, Carraba's Italian Grill, Ecco
- John F. Kennedy International Airport (JFK) - Eataly (Opening in 2025), Peach Palace by Momofuku (Opening in 2026)
- Los Angeles International Airport (LAX) - Rolling Stone Bar & Grill, Point the Way Café, The Wine Bar by Wolfgang Puck, Border Grill
- Louis Armstrong New Orleans International Airport (MSY) - Emeril's Table, Mondo
- Louisville Muhammad Ali International Airport (SDF) - Book & Bourbon Southern Kitchen
- Miami International Airport (MIA) - Shula's Bar & Grill, Chili's Grill & Bar, Wynwood Bar
- Newark International Airport (EWR) - Malone's Fish Market
- O'Hare International Airport (ORD) - Publican Tavern, Wicker Park Seafood & Sushi Bar, The Bronze Pizza
- Orlando International Airport (MCO) - Outback Steakhouse, Romano's Macaroni Grill, On the Border Mexican Grill & Cantina
- Phoenix Sky Harbor International Airport (PHX) - Cowboy Ciao, Barrio Cafe
- Salt Lake City International Airport (SLC) - White Horse Spirits and Kitchen, Market Street Grill, Maggiano's Little Italy
- Tampa International Airport (TPA) - Cigar City Brewing, P.F. Chang's, Gasparilla Bar.



Advisory Board
Meeting

September 17 2025

Information



**SALT LAKE CITY INTERNATIONAL AIRPORT
AIR TRAFFIC STATISTICS AND ACTIVITY REPORT
SEVEN MONTHS ENDED JULY 2025**

	July 2025	CHANGE	Year to date 2025	CHANGE	12 MO ROLLING Ending 07/2025	CHANGE
PASSENGERS						
<i>DOMESTIC</i>						
Enplaned - Local	848,390	2.41%	5,631,545	3.41%	9,430,435	3.54%
Enplaned - Connections	431,229	4.00%	2,575,937	-9.46%	4,511,595	-5.06%
Less International	-68,155		-425,140		-704,686	
Enplaned	1,211,464	2.64%	7,782,342	-1.35%	13,237,344	0.35%
Deplaned - Local	877,820	2.30%	5,784,079	2.97%	9,725,355	3.30%
Deplaned - Connection	431,229	4.00%	2,575,937	-9.46%	4,511,595	-5.06%
Less International	-74,160		-443,030		-714,696	
Deplaned	1,234,889	2.59%	7,916,986	-1.58%	13,522,254	0.23%
TOTAL DOMESTIC	2,446,353	2.62%	15,699,328	-1.47%	26,759,598	0.29%
<i>INTERNATIONAL</i>						
Enplaned	68,155	8.45%	425,140	5.72%	704,686	5.44%
Deplaned	74,160	7.32%	443,030	5.92%	714,696	5.75%
TOTAL INTERNATIONAL	142,315	7.86%	868,170	5.83%	1,419,382	5.59%
TOTAL PASSENGERS	2,588,668	2.89%	16,567,498	-1.11%	28,178,980	0.54%
LANDED WEIGHT						
Air Carriers	1,441,158,708	6.49%	9,419,786,187	2.16%	15,953,780,961	2.35%
Cargo Carriers	77,622,127	-7.95%	537,840,756	-8.91%	991,965,021	-3.90%
TOTAL LANDED WEIGHT (LBS)	1,518,780,835	5.65%	9,957,626,943	1.49%	16,945,745,982	1.97%
MAIL						
Enplaned	3,746,626	166.69%	21,656,345	270.96%	31,522,394	229.05%
Deplaned	1,417,641	106.74%	8,681,357	184.15%	14,264,807	182.33%
TOTAL MAIL (LBS)	5,164,267	147.02%	30,337,702	241.14%	45,787,201	212.92%
CARGO						
Enplaned	11,859,316	-9.55%	78,909,548	-12.55%	143,371,441	-11.54%
Deplaned	13,793,686	-1.29%	87,485,705	-10.41%	160,519,156	-7.17%
TOTAL CARGO (LBS)	25,653,002	-5.29%	166,395,253	-11.44%	303,890,597	-9.29%
MAIL & CARGO						
Enplaned	5,930	-9.55%	39,455	-12.55%	71,686	-11.54%
Deplaned	6,897	-1.29%	43,743	-10.41%	80,260	-7.17%
TOTAL MAIL & CARGO (TONS)	12,827	-5.29%	83,198	-11.44%	151,946	-9.29%
AIRCRAFT OPERATIONS						
Passenger Aircraft	22,866	7.83%	150,334	3.49%	252,808	3.29%
All-Cargo Aircraft	1,016	-20.13%	7,066	-21.28%	13,582	-14.63%
General Aviation	5,288	-6.24%	37,533	2.93%	63,165	2.29%
Military	246	5.13%	1,802	3.03%	3,078	-4.32%
TOTAL AIRCRAFT OPERATIONS	29,416	3.75%	196,735	2.22%	332,633	2.15%

SALT LAKE CITY INTERNATIONAL AIRPORT
PASSENGER TRAFFIC REPORT
SEVEN MONTHS ENDED JULY 2025

	July 2024	July 2025	% CHANGE	Year to date 2024	Year to date 2025	% CHANGE	12 MO ROLLING Ending 07/2025	% CHANGE
ENPLANED PASSENGERS								
AEROMEXICO	8,197	4,390	-46.4%	31,809	32,281	1.5%	55,935	51.6%
AIR CANADA	1,964	1,714	-12.7%	3,459	3,809	10.1%	8,322	7.0%
ALASKA	17,650	19,661	11.4%	105,117	106,726	1.5%	181,879	1.1%
Horizon Air / Alaska	-	-	0.0%	12	2,129	17641.7%	3,008	24966.7%
Skywest / Alaska	12,606	13,253	5.1%	67,840	73,698	8.6%	114,967	12.7%
AMERICAN	53,071	62,947	18.6%	394,307	379,596	-3.7%	614,176	-1.9%
Envoy Air	594	2,418	307.1%	3,171	12,126	282.4%	18,469	376.0%
American/Mesa Air	-	-	0.0%	-	-	0.0%	-	0.0%
SkyWest (American)	8,062	4,211	-47.8%	60,187	70,669	17.4%	116,032	23.0%
AVELO	-	-	0.0%	-	2,893	100.0%	4,546	100.0%
DELTA	706,175	732,926	3.8%	4,735,860	4,722,344	-0.3%	8,105,071	1.2%
SkyWest (Delta Connection)	137,682	171,798	24.8%	941,894	983,839	4.5%	1,647,356	2.7%
EUROWINGS DISCOVER	-	-	0.0%	-	-	0.0%	-	-100.0%
FRONTIER	47,570	36,735	-22.8%	255,616	268,554	5.1%	485,136	24.8%
HAWAIIAN	5,153	5,259	2.1%	13,186	35,640	170.3%	62,933	377.3%
JETBLUE	12,421	7,880	-36.6%	152,437	51,776	-66.0%	102,964	-62.0%
KLM ROYAL DUTCH AIRLINES	4,898	4,427	-9.6%	19,399	25,886	33.4%	39,661	21.0%
SOUTHWEST	139,361	125,038	-10.3%	916,694	880,220	-4.0%	1,479,649	-2.3%
SPIRIT	28,974	5,964	-79.4%	133,665	41,277	-69.1%	105,031	-53.5%
SUN COUNTRY	2,514	3,743	48.9%	7,057	9,669	37.0%	13,726	71.6%
UNITED	40,092	57,867	44.3%	332,703	367,324	10.4%	566,418	6.9%
Mesa Airlines (United Express)	2,109	1,732	-17.9%	8,788	5,829	-33.7%	12,451	-27.1%
SkyWest (United Express)	13,886	16,572	19.3%	106,748	127,116	19.1%	199,680	5.5%
WestJet	-	1,084	100.0%	-	3,938	100.0%	3,938	100.0%
Charters	133	-	-100.0%	960	143	-85.1%	682	-43.0%
West Coast Charters	-	0	0.0%	-	0	0.0%	0	0.0%
TOTAL ENPLANED PASSENGERS	1,243,112	1,279,619	2.9%	8,290,909	8,207,482	-1.0%	13,942,030	0.6%
AeroMexico	14,113	6,985	-50.5%	55,908	56,202	0.5%	91,296	44.1%
AIR CANADA	1,611	1,982	23.0%	3,223	3,830	18.8%	8,133	1.0%
ALASKA AIR	17,188	19,879	15.7%	101,198	106,521	5.3%	181,463	2.5%
Horizon Air / Alaska	-	-	0.0%	1	2,085	208400.0%	2,962	296100.0%
Skywest / Alaska	12,646	12,680	0.3%	69,488	69,261	-0.3%	112,436	8.5%
AMERICAN	53,502	64,077	19.8%	391,091	380,886	-2.6%	614,709	-1.3%
Envoy Air (American)	611	2,468	303.9%	3,549	11,701	229.7%	18,079	318.7%
Mesa Air	-	-	0.0%	-	-	0.0%	-	0.0%
SkyWest (American)	7,795	3,953	-49.3%	60,543	67,992	12.3%	113,884	-9.2%
AVELO	-	-	0.0%	-	2,856	100.0%	4,596	100.0%
DELTA	726,112	759,197	4.6%	4,878,462	4,873,712	-0.1%	8,369,463	1.5%
SkyWest (Delta Connection)	140,193	174,046	24.1%	934,876	977,618	4.6%	1,640,776	2.2%
EUROWINGS DISCOVER	-	-	0.0%	-	-	0.0%	-	-100.0%
FRONTIER	49,123	37,856	-22.9%	266,870	265,103	-0.7%	493,291	23.0%
HAWAIIAN	5,518	5,923	7.3%	12,976	38,611	197.6%	66,574	413.1%
JETBLUE	13,386	8,476	-36.7%	153,300	52,518	-65.7%	104,123	-61.7%
KLM ROYAL DUTCH AIRLINES	5,275	4,881	-7.5%	20,493	24,961	21.8%	39,377	14.6%
SOUTHWEST	138,966	122,576	-11.8%	919,375	872,851	-5.1%	1,470,283	-3.1%
SPIRIT	29,518	6,048	-79.5%	135,267	40,378	-70.1%	105,359	-53.8%
SUN COUNTRY	2,475	3,909	57.9%	6,983	10,062	44.1%	14,824	106.3%
UNITED	38,444	54,713	42.3%	330,536	368,692	11.5%	569,459	7.9%
Mesa Airlines / United Express	2,183	1,916	-12.2%	9,138	6,423	-29.7%	13,471	-23.5%
SkyWest (United Express)	14,109	16,564	17.4%	107,641	125,089	16.2%	199,186	4.3%
WestJet	-	920	100.0%	-	2,418	100.0%	2,418	100.0%
Charters	2	-	-100.0%	1,301	246	-81.1%	788	-53.4%
West Coast Charters	-	-	0.0%	-	-	0.0%	-	0.0%
TOTAL DEPLANED PASSENGERS	1,272,770	1,309,049	2.9%	8,462,219	8,360,016	-1.2%	14,236,950	0.5%
TOTAL PASSENGERS*	2,515,882	2,588,668	2.9%	16,753,128	16,567,498	-1.1%	28,178,980	0.5%
INTERNATIONAL - ENPLANED								
AEROMEXICO	8,197	4,390	-46.4%	31,809	32,281	1.5%	55,935	51.6%
AIR CANADA	1,964	1,714	-12.7%	3,459	3,809	10.1%	8,322	7.0%
DELTA	40,132	46,416	15.7%	299,432	310,151	3.6%	507,944	-2.7%
SkyWest (Delta Connection)	7,652	10,124	32.3%	48,020	49,075	2.2%	88,886	36.7%
EUROWINGS DISCOVER	-	-	0.0%	-	-	0.0%	-	-100.0%
KLM ROYAL DUTCH AIRLINES	4,898	4,427	-9.6%	19,399	25,886	33.4%	39,661	21.0%
WESTJET	-	1,084	100.0%	-	3,938	100.0%	3,938	100.0%
Charters	-	-	0.0%	-	-	0.0%	-	0.0%
TOTAL ENPLANED INTERNATIONAL	62,843	68,155	8.5%	402,119	425,140	5.7%	704,686	5.4%
AEROMEXICO	14,113	6,985	-50.5%	55,908	56,202	0.5%	91,296	44.1%
AIR CANADA	1,611	1,982	23.0%	3,223	3,830	18.8%	8,133	1.0%
DELTA	39,869	48,974	22.8%	292,851	306,328	4.6%	483,495	-3.8%
SkyWest (Delta Connection)	8,232	10,418	26.6%	45,782	49,291	7.7%	89,977	41.7%
EUROWINGS DISCOVER	-	-	0.0%	-	-	0.0%	-	-100.0%
KLM ROYAL DUTCH AIRLINES	5,275	4,881	-7.5%	20,493	24,961	21.8%	39,377	14.6%
WESTJET	-	920	100.0%	-	2,418	100.0%	2,418	100.0%
Charters	-	-	0.0%	-	-	0.0%	-	0.0%
TOTAL DEPLANED INTERNATIONAL	69,100	74,160	7.3%	418,257	443,030	5.9%	714,696	5.7%
TOTAL INTERNATIONAL PASSENGERS	131,943	142,315	7.9%	820,376	868,170	5.8%	1,419,382	5.6%

*Includes International

SALT LAKE CITY INTERNATIONAL AIRPORT
SEVEN MONTHS ENDED JULY 2025
Based on Total Enplanements

MARKET SHARE

	July 2024	MARKET SHARE	July 2025	MARKET SHARE	Year to date 2024	MARKET SHARE	Year to date 2025	MARKET SHARE	12 MO ROLLING Ending 07/2024	12 MO ROLLING Ending 07/2025	MARKET SHARE
AEROMEXICO	8,197	0.66%	4,390	0.34%	31,809	0.38%	32,281	0.39%	36,908	55,935	0.40%
ALASKA	30,256	2.43%	32,914	2.57%	172,969	2.09%	182,553	2.22%	281,841	299,854	2.15%
AMERICAN	61,727	4.97%	69,576	5.44%	457,665	5.52%	462,391	5.63%	724,244	748,677	5.37%
AVELO	-	0.00%	-	0.00%	-	0.00%	2,893	0.04%	-	4,546	0.03%
DELTA	843,857	67.88%	904,724	70.70%	5,677,754	68.48%	5,706,183	69.52%	9,614,337	9,752,427	69.96%
EUROWINGS DISCOVER	-	0.00%	-	0.00%	-	0.00%	-	0.00%	3,648	-	0.00%
FRONTIER	47,570	3.83%	36,735	2.87%	255,616	3.08%	268,554	3.27%	388,642	485,136	3.48%
HAWAIIAN	5,153	0.41%	5,259	0.41%	13,186	0.16%	35,640	0.43%	13,186	62,933	0.45%
JETBLUE	12,421	1.00%	7,880	0.62%	152,437	1.84%	51,776	0.63%	270,801	102,964	0.74%
KLM ROYAL DUTCH	4,898	0.39%	4,427	0.35%	19,399	0.23%	25,886	0.32%	32,782	39,661	0.28%
SOUTHWEST	139,361	11.21%	125,038	9.77%	916,694	11.06%	880,220	10.72%	1,514,292	1,479,649	10.61%
SPIRIT	28,974	2.33%	5,964	0.47%	133,665	1.61%	41,277	0.50%	225,775	105,031	0.75%
SUN COUNTRY	2,514	0.20%	3,743	0.29%	7,057	0.09%	9,669	0.12%	7,999	13,726	0.10%
UNITED	56,087	4.51%	76,171	5.95%	448,239	5.41%	500,269	6.10%	736,421	778,549	5.58%
WESTJET	-	0.00%	1,084	0.08%	-	0.00%	3,938	0.05%	-	2,418	0.02%
Charters	133	0.01%	-	0.00%	960	0.01%	143	0.00%	1,196	682	0.00%
TOTAL ENPLANEMENTS	1,243,112	100%	1,279,619	100%	8,290,909	100%	8,207,482	100%	13,859,849	13,940,510	100%

PERCENT CHANGE YOY

	July 2024	July 2025	PERCENT CHANGE	YTD 2024	YTD 2025	PERCENT CHANGE	12 MO ROLLING Ending 07/2024	12 MO ROLLING Ending 07/2025	PERCENT CHANGE
AEROMEXICO	8,197	4,390	-46.44%	31,809	32,281	1.48%	36,908	55,935	51.55%
ALASKA	30,256	32,914	8.79%	172,969	182,553	5.54%	281,841	299,854	6.39%
AMERICAN	61,727	69,576	12.72%	457,665	462,391	1.03%	724,244	748,677	3.37%
AVELO	-	-	#DIV/0!	-	2,893	#DIV/0!	-	4,546	#DIV/0!
DELTA	843,857	904,724	7.21%	5,677,754	5,706,183	0.50%	9,614,337	9,752,427	1.44%
FRONTIER	47,570	36,735	-22.78%	255,616	268,554	5.06%	388,642	485,136	24.83%
HAWAIIAN	5,153	5,259	100.00%	13,186	35,640	100.00%	13,186	62,933	100.00%
JETBLUE	12,421	7,880	-36.56%	152,437	51,776	-66.03%	270,801	102,964	-61.98%
KLM ROYAL DUTCH	4,898	4,427	0.00%	19,399	25,886	0.00%	32,782	39,661	20.98%
SOUTHWEST	139,361	125,038	-10.28%	916,694	880,220	-3.98%	1,514,292	1,479,649	-2.29%
SPIRIT	28,974	5,964	-79.42%	133,665	41,277	-69.12%	225,775	105,031	-53.48%
SUN COUNTRY	2,514	3,743	48.89%	7,057	9,669	37.01%	7,999	13,726	71.60%
UNITED	56,087	76,171	35.81%	448,239	500,269	11.61%	736,421	778,549	5.72%
WESTJET	-	1,084	#DIV/0!	-	3,938	#DIV/0!	-	2,418	#DIV/0!
Charters	133	-	-100.00%	960	143	-85.10%	1,196	682	-42.98%
TOTAL ENPLANEMENTS	1,243,112	1,279,619	2.9%	8,290,909	8,207,482	-1.0%	13,859,849	13,940,510	0.6%

**SALT LAKE CITY INTERNATIONAL AIRPORT
LANDING ACTIVITY
SEVEN MONTHS ENDED JULY 2025**

	July 2024	July 2025	CHANGE	Year to date 2024	Year to date 2025	CHANGE	12 MO ROLLING Ending 07/2025	% CHANGE
TOTAL NUMBER OF LANDINGS								
SCHEDULED CARRIERS								
AEROMEXICO	62	32	-48.4%	257	248	-3.5%	412	31.2%
AIR CANADA	16	17	6.3%	31	38	22.6%	86	22.9%
ALASKA	109	132	21.1%	716	718	0.3%	1,244	0.6%
Horizon Air / Alaska	-	-	0.0%	1	30	2900.0%	42	4100.0%
Skywest / Alaska	183	188	2.7%	1,082	1,110	2.6%	1,751	9.0%
AMERICAN	306	394	28.8%	2,386	2,307	-3.3%	3,747	-2.0%
Mesa Air (American)	-	-	0.0%	-	-	0.0%	-	0.0%
Envoy Air (American)	8	34	325.0%	49	174	255.1%	270	335.5%
SkyWest (American)	119	78	-34.5%	962	1,195	24.2%	1,979	26.6%
AVELO	-	-	0.0%	-	34	100.0%	54	100.0%
DELTA	4,833	5,055	4.6%	32,821	34,166	4.1%	58,381	3.6%
SkyWest (Delta Connection)	2,328	2,905	24.8%	15,657	17,077	9.1%	28,235	4.0%
EUROWINGS DISCOVER	-	-	0.0%	-	-	0.0%	-	-100.0%
FRONTIER	296	205	-30.7%	1,669	1,599	-4.2%	3,037	22.8%
HAWAIIAN	31	31	0.0%	77	211	174.0%	368	377.9%
JETBLUE	96	59	-38.5%	1,165	391	-66.4%	755	-63.5%
KLM ROYAL DUTCH AIRLINES	13	13	0.0%	51	66	29.4%	103	15.7%
SOUTHWEST	1,055	1,046	-0.9%	7,173	7,018	-2.2%	11,841	-3.7%
SPIRIT	175	80	-54.3%	839	305	-63.6%	727	-49.2%
SUN COUNTRY	22	33	50.0%	76	103	35.5%	156	45.8%
UNITED	290	407	40.3%	2,484	2,810	13.1%	4,388	10.3%
Mesa / United Express	30	27	-10.0%	130	94	-27.7%	194	-23.6%
Republic Airways Holdings	-	-	0.0%	-	-	0.0%	-	0.0%
SkyWest (United Express)	230	262	13.9%	1,798	2,116	17.7%	3,371	5.9%
WESTJET	-	8	100.0%	-	33	100.0%	33	100.0%
SUBTOTAL SCHEDULED CARRIERS:	10,202	11,006	7.9%	69,424	71,843	3.5%	121,174	2.6%
CHARTER CARRIERS								
AIR WISCONSIN	-	-	0.0%	-	1	100.0%	1	100.0%
ALLEGiant AIR	-	-	0.0%	12	5	-58.3%	10	-33.3%
BOMBARDIER BUSINESS JETS	156	197	26.3%	1,390	1,491	7.3%	2,306	37.1%
BOUTIQUE AIR	-	-	0.0%	-	-	0.0%	-	0.0%
DELTA PRIVATE JETS	-	-	0.0%	-	-	0.0%	-	0.0%
EXECUTIVE JET MANAGEMENT	-	-	0.0%	-	-	0.0%	-	0.0%
FLIGHT OPTIONS	-	-	0.0%	-	-	0.0%	-	0.0%
KALITTA CHARTERS	3	2	-33.3%	20	11	-45.0%	16	-36.0%
KEYLIME AIR	-	-	0.0%	3	3	0.0%	4	33.3%
NETJETS	240	228	-5.0%	1,740	1,812	4.1%	2,892	19.0%
SIERRA PACIFIC AIRLINES	2	-	-100.0%	4	-	-100.0%	-	-100.0%
SWIFT AIR	-	-	0.0%	-	-	0.0%	-	0.0%
SUN COUNTRY	-	-	0.0%	-	-	0.0%	-	0.0%
XOJET	-	-	0.0%	47	-	-100.0%	-	-100.0%
OTHER CHARTER	-	-	0.0%	1	-	-100.0%	-	-100.0%
SUBTOTAL CHARTER CARRIERS:	401	427	6.5%	3,217	3,323	3.3%	5,229	24.0%
CARGO CARRIERS								
21 AIR LLC	27	22	-18.5%	130	148	13.8%	276	112.3%
ABX AIR INC	-	-	0.0%	10	-	-100.0%	1	-92.3%
AIRNET 11 LLC	6	8	33.3%	46	39	-15.2%	64	-26.4%
ALPINE AVIATION	178	165	-7.3%	1,276	1,130	-11.4%	1,984	-14.0%
AMERIFLIGHT	21	-	-100.0%	154	45	-70.8%	154	-47.1%
AMERIJET INTERTIONAL	-	-	0.0%	27	-	-100.0%	-	-100.0%
CORPORATE AIR (BILLINGS)	138	48	-65.2%	911	330	-63.8%	981	-37.0%
EMPIRE	19	19	0.0%	122	120	-1.6%	205	-3.3%
FEDERAL EXPRESS	121	87	-28.1%	885	605	-31.6%	1,158	-26.2%
GEM AIR	32	30	-6.3%	216	214	-0.9%	381	1.3%
GLOBAL CROSSING AIRLINES	-	-	0.0%	-	3	100.0%	3	-86.4%
NORTHERN AIR CARGO	-	-	0.0%	17	-	-100.0%	-	-100.0%
SWIFT AIR	-	-	0.0%	5	-	-100.0%	-	-100.0%
UPS	94	129	37.2%	677	900	32.9%	1,585	27.8%
WESTERN AIR EXPRESS	-	-	0.0%	-	-	0.0%	-	0.0%
OTHER CARGO	-	-	0.0%	3	-	-100.0%	-	-100.0%
SUBTOTAL CARGO CARRIERS:	636	508	-20.1%	4,479	3,534	-21.1%	6,792	-14.8%
TOTAL LANDINGS	11,239	11,941	6.2%	77,120	78,700	2.0%	133,195	2.2%
TOTAL LANDED WEIGHT								
SCHEDULED CARRIERS								
AEROMEXICO	8,960,000	4,434,798	-50.5%	35,221,248	36,621,298	4.0%	60,537,298	49.0%
AIR CANADA	2,464,000	2,618,000	6.3%	4,774,000	5,852,000	22.6%	13,244,000	22.9%
ALASKA	16,835,300	20,576,900	22.2%	110,167,100	110,850,300	0.6%	191,448,900	0.5%
Horizon Air / Alaska	-	-	0.0%	74,957	2,248,710	2900.0%	3,148,194	4100.0%
Skywest / Alaska	13,717,131	14,091,916	2.7%	81,103,474	83,202,270	2.6%	131,249,707	9.0%
AMERICAN	51,605,112	64,647,414	25.3%	393,094,834	374,757,956	-4.7%	612,160,296	-2.7%
Envoy Air (American)	599,600	2,548,300	325.0%	3,672,550	13,022,820	254.6%	20,207,460	334.9%
SkyWest (American)	8,601,050	5,472,450	-36.4%	68,397,200	83,865,100	22.6%	138,603,200	25.2%
AVELO	-	-	0.0%	-	4,498,400	100.0%	7,058,400	100.0%
DELTA	758,848,289	800,173,271	5.4%	5,164,961,218	5,345,190,483	3.5%	9,160,573,877	3.5%

**SALT LAKE CITY INTERNATIONAL AIRPORT
LANDING ACTIVITY
SEVEN MONTHS ENDED JULY 2025**

	July 2024	July 2025	CHANGE	Year to date 2024	Year to date 2025	CHANGE	12 MO ROLLING Ending 07/2025	% CHANGE
SkyWest (Delta Connection)	172,054,400	212,962,977	23.8%	1,170,041,458	1,251,079,808	6.9%	2,075,122,094	3.3%
EUROWINGS DISCOVER	-	-	0.0%	-	-	0.0%	-	-100.0%
FRONTIER	44,527,352	33,234,609	-25.4%	254,573,750	249,542,626	-2.0%	466,274,942	24.1%
HAWAIIAN	5,412,786	5,412,786	0.0%	13,444,662	39,105,098	190.9%	70,821,502	426.8%
JETBLUE	13,471,514	8,038,119	-40.3%	165,853,794	54,770,279	-67.0%	106,471,645	-64.0%
KLM ROYAL DUTCH AIRLINES	6,108,258	6,122,589	0.2%	23,963,166	31,019,488	29.4%	48,488,507	20.5%
SOUTHWEST	147,818,300	148,040,300	0.2%	991,792,100	995,195,900	0.3%	1,664,931,100	-1.9%
SPIRIT	26,893,946	12,950,359	-51.8%	136,176,346	47,215,203	-65.3%	107,702,707	-51.1%
SUN COUNTRY	3,218,600	4,819,800	49.7%	11,118,800	15,060,800	35.5%	22,814,700	45.7%
UNITED	41,725,200	59,607,700	42.9%	356,624,900	408,544,100	14.6%	632,999,500	9.2%
Mesa / United Express	2,248,500	2,023,650	-10.0%	9,744,050	7,045,300	-27.7%	14,540,300	-23.4%
Republic Airways Holdings	-	-	0.0%	-	-	0.0%	-	0.0%
SkyWest (United Express)	14,953,442	18,989,701	27.0%	120,079,130	149,841,350	24.8%	232,277,776	8.4%
WESTJET	-	1,119,100	100.0%	-	4,539,600	100.0%	4,539,600	100.0%
SUBTOTAL SCHEDULED CARRIERS:	1,340,062,780	1,427,884,739	6.6%	9,114,878,737	9,313,068,889	2.2%	15,785,215,705	2.2%
CHARTER CARRIERS								
AIR WISCONSIN	-	-	0.0%	-	47,000	100.0%	47,000	100.0%
ALLEGIAN AIR	0	0	0.0%	1,698,657	705,477	-58.5%	1,433,002	-32.5%
AMERISTAR	-	-	0.0%	107,000	-	-100.0%	-	-100.0%
BOEING COMMERCIAL AIRPLANE	-	-	0.0%	-	-	0.0%	-	0.0%
BOMBARDIER	5,441,415	6,417,564	17.9%	48,969,291	50,376,177	2.9%	78,446,895	31.1%
BOUTIQUE AIR	-	-	0.0%	-	-	0.0%	-	0.0%
DELTA PRIVATE JETS	-	-	0.0%	-	-	0.0%	-	0.0%
EXECUTIVE JET MANAGEMENT	-	-	0.0%	-	-	0.0%	-	0.0%
FLIGHT OPTIONS	-	-	0.0%	-	-	0.0%	-	0.0%
KALITTA CHARTERS	50,500	30,600	-39.4%	569,720	185,620	-67.4%	269,920	-58.2%
KEYLIME AIR	-	-	0.0%	119,026	95,172	-20.0%	138,823	16.6%
MIAMI AIR	-	-	0.0%	-	-	0.0%	-	0.0%
NETJETS	7,490,822	6,825,805	-8.9%	53,044,936	55,165,654	4.0%	88,087,418	20.5%
SIERRA PACIFIC	220,000	-	-100.0%	440,000	-	-100.0%	-	-100.0%
SUN COUNTRY	-	-	0.0%	-	-	0.0%	-	0.0%
SWIFT AIR	-	-	0.0%	-	-	0.0%	-	0.0%
VIRGIN AMERICA	-	-	0.0%	-	-	0.0%	-	0.0%
XOJET	-	-	0.0%	1,494,600	-	-100.0%	-	-100.0%
OTHER CHARTER	-	-	0.0%	-	-	0.0%	-	0.0%
SUBTOTAL CHARTER CARRIERS:	13,202,737	13,273,969	0.5%	106,443,230	106,575,100	0.1%	168,423,058	21.9%
CARGO CARRIERS								
21 AIR LLC	8,640,000	7,075,000	-18.1%	40,691,000	47,234,000	16.1%	88,682,000	117.9%
ABX AIR INC	-	-	0.0%	2,790,000	-	-100.0%	283,000	-92.2%
AIRNET 11	91,800	123,100	34.1%	711,500	604,400	-15.1%	991,800	-26.2%
ALPINE AVIATION	2,491,400	2,405,800	-3.4%	17,527,600	16,340,700	-6.8%	28,561,300	-10.6%
AMERIFLIGHT	338,100	-	-100.0%	2,477,600	732,100	-70.5%	2,477,000	-46.6%
AMERIJET INTERNATIONAL	-	-	0.0%	7,344,000	-	-100.0%	-	-100.0%
AMERISTAR	-	-	0.0%	163,400	-	-100.0%	-	-100.0%
ATLAS AIR	-	-	0.0%	-	-	0.0%	-	-100.0%
CORPORATE AIR (BILLINGS)	1,173,000	589,800	-49.7%	7,743,500	3,350,400	-56.7%	8,883,900	-32.8%
EMPIRE	895,414	936,187	4.6%	5,892,275	5,912,760	0.3%	9,995,125	-1.4%
FEDEX EXPRESS	41,041,900	28,031,400	-31.7%	291,442,800	195,219,500	-33.0%	379,388,100	-26.8%
GEM AIR	272,000	255,000	-6.3%	1,836,000	1,819,000	-0.9%	3,238,500	2.8%
GLOBAL CROSSING AIRLINES	-	-	0.0%	-	475,094	100.0%	475,094	-87.0%
KALITTA AIR LLC	-	-	0.0%	652,000	-	-100.0%	-	-100.0%
NORTHERN AIR CARGO	-	-	0.0%	2,057,000	-	-100.0%	-	-100.0%
SWIFT AIR	-	-	0.0%	720,000	-	-100.0%	-	-100.0%
UPS	29,383,200	38,205,840	30.0%	208,131,620	266,295,000	27.9%	469,131,400	24.3%
WESTERN AIR EXPRESS	-	-	0.0%	-	-	0.0%	-	0.0%
OTHER CARGO	-	-	0.0%	-	-	0.0%	-	0.0%
SUBTOTAL CARGO CARRIERS:	84,326,814	77,622,127	-8.0%	590,180,295	537,982,954	-8.8%	992,107,219	-4.3%
TOTAL LANDED WEIGHT	1,437,592,331	1,518,780,835	5.6%	9,811,502,262	9,957,626,943	1.5%	16,945,745,982	2.0%

**SALT LAKE CITY INTERNATIONAL AIRPORT
CARGO ACTIVITY REPORT
SEVEN MONTHS ENDED JULY 2025**

	July 2024	July 2025	CHANGE	Year to date 2024	Year to date 2025	CHANGE	12 MO ROLLING Ending 07/2025	% CHANGE
ENPLANED CARGO								
PASSENGER CARRIERS								
AIR CANADA	-	-	0.00%	-	-	0.00%	12,200	100.00%
ALASKA	11,696	17,173	46.83%	87,402	114,541	31.05%	175,828	25.43%
Horizon Air / Alaska	-	-	0.00%	-	646	100.00%	646	100.00%
Skywest / Alaska	-	10,943	100.00%	8,185	35,516	333.92%	41,368	289.64%
AMERICAN	4,509	10,351	129.56%	35,810	37,631	5.09%	63,399	7.74%
American Eagle/Republic	-	-	0.00%	-	-	0.00%	-	0.00%
Envoy Air (American)	-	225	100.00%	-	804	100.00%	811	100.00%
Mesa	-	-	0.00%	-	-	0.00%	-	0.00%
SkyWest (American)	396	483	21.97%	4,917	3,650	-25.77%	8,322	-13.63%
DELTA	622,223	979,140	57.36%	5,526,087	7,031,319	27.24%	11,700,011	24.93%
EW DISCOVER GMBH	-	-	-	-	-	0.00%	-	-100.00%
FRONTIER	-	-	0.00%	-	-	0.00%	-	0.00%
KLM ROYAL DUTCH	10,808	147,688	1266.47%	370,012	453,241	22.49%	1,012,414	47.07%
SOUTHWEST	242,463	281,842	16.24%	1,896,335	1,752,368	-7.59%	3,060,675	-24.69%
UNITED	3,348	25,793	670.40%	34,016	87,069	155.96%	153,323	137.82%
Others	-	-	0.00%	7,706	-	-100.00%	-	-100.00%
CARGO CARRIERS								
21 AIR LLC	560,292	694,199	23.90%	2,811,442	4,312,101	53.38%	7,215,611	156.65%
FEDEX EXPRESS*	6,951,399	5,398,030	-22.35%	49,242,922	37,223,723	-24.41%	67,063,358	-23.42%
GEM AIR	25,427	14,827	-41.69%	134,262	147,304	9.71%	240,302	8.60%
GLOBAL CROSSING	-	-	0.00%	-	-	0.00%	-	-100.00%
SWIFT AIR	-	-	0.00%	60,906	-	-100.00%	-	-100.00%
UPS	3,894,330	3,949,676	1.42%	24,481,981	24,360,114	-0.50%	45,433,736	-2.77%
MISC CARGO	784,772	328,946	-58.08%	5,535,939	3,349,521	-39.48%	7,189,437	-27.36%
TOTAL ENPLANED CARGO (LBS)	13,111,663	11,859,316	-9.55%	90,237,922	78,909,548	-12.55%	143,371,441	-11.54%
DEPLANED CARGO								
PASSENGER CARRIERS								
AIR CANADA	-	-	0.00%	-	-	0.00%	-	0.00%
ALASKA	20,179	32,492	61.02%	101,101	107,657	6.48%	214,577	-0.64%
Horizon Air / Alaska	-	-	0.00%	-	3,756	100.00%	3,756	100.00%
Skywest / Alaska	3,390	11,395	236.14%	15,985	36,750	129.90%	51,380	102.59%
AMERICAN	23,606	38,361	62.51%	160,420	209,548	30.62%	346,316	22.65%
American Eagle/Republic	-	-	0.00%	-	-	0.00%	-	0.00%
Envoy	-	340	100.00%	26	485	1765.38%	500	1823.08%
Mesa (American)	-	-	0.00%	-	-	0.00%	-	0.00%
SkyWest (American)	236	302	27.97%	4,405	6,360	44.38%	9,222	32.04%
DELTA	1,323,721	1,775,265	34.11%	8,519,204	8,855,674	3.95%	15,099,230	5.04%
SkyWest (Delta Connection)	-	-	0.00%	-	-	0.00%	-	0.00%
EW DISCOVER GMBH	-	-	0.00%	-	-	0.00%	-	-100.00%
KLM ROYAL DUTCH	102,891	179,871	74.82%	551,631	983,764	78.34%	1,673,045	74.52%
SOUTHWEST	371,197	346,839	-6.56%	2,471,583	2,321,424	-6.08%	4,138,822	-5.19%
UNITED	42,283	87,636	107.26%	249,595	354,161	41.89%	567,826	27.32%
Others	-	200	100.00%	-	200	100.00%	200	100.00%
CARGO CARRIERS								
21 AIR LLC	994,756	676,402	-32.00%	4,975,799	5,228,917	5.09%	10,090,405	102.79%
FEDEX EXPRESS*	6,745,829	6,024,914	-10.69%	48,411,863	40,113,512	-17.14%	73,623,579	-15.26%
GEM AIR	1,387	2,135	53.93%	7,101	11,521	62.24%	23,934	73.01%
GLOBAL CROSSING	-	-	0.00%	-	-	0.00%	-	-100.00%
SWIFT AIR	-	-	0.00%	92,161	-	-100.00%	-	-100.00%
UPS	3,996,326	4,355,723	8.99%	28,270,618	27,461,694	-2.86%	51,061,122	-3.66%
MISC CARGO	347,640	261,811	-24.69%	3,824,798	1,790,282	-53.19%	3,615,242	-42.63%
ABX AIR	-	-	0.00%	502,607	-	-100.00%	73,965	-86.64%
TOTAL DEPLANED CARGO (LBS)	13,973,441	13,793,686	-1.29%	97,656,290	87,485,705	-10.41%	160,519,156	-7.17%
TOTAL CARGO LBS	27,085,104	25,653,002	-5.29%	187,894,212	166,395,253	-11.44%	303,890,597	-9.29%

*FEDEX EXPRESS includes mail



COMPARISON OF ON TIME OPERATIONS

May 2025

ARRIVALS

Airport	Flights	% On Time	Rank
SLC SALT LAKE CITY INTL	9,967	85.5	1
LAX LOS ANGELES INTL	17,045	81.9	7
DTW DETROIT METRO WAYNE CNTY	12,072	80.8	3
PHX PHOENIX SKY HARBOR INTL	17,270	80.5	4
MSP MINNEAPOLIS-ST. PAUL INTL	10,987	79.6	5
MDW CHICAGO MIDWAY	6,127	79.5	6
LAS LAS VEGAS MCCARRAN INTL	16,928	79.4	7
SEA SEATTLE-TACOMA INTL	16,440	78.6	8
SFO SAN FRANCISCO INTL	13,143	78.5	9
ORD CHICAGO O HARE	30,882	78.4	10
IAD WASHINGTON DULLES	8,742	78.0	11
BWI BALTIMORE/WASHINGTON INTL	8,439	77.3	12
SAN SAN DIEGO LINDBERGH FIELD	8,530	77.0	13
ATL HARTSFIELD-JACKSON ATLANTA INTL	30,471	76.5	14
IAH HOUSTON GEORGE BUSH	14,704	75.9	15
MIA MIAMI INTL	9,440	75.7	16
CLT CHARLOTTE DOUGLAS	21,588	75.5	17
FLL FT. LAUDERDALE	6,886	75.0	18
BNA NASHVILLE INTL	9,736	74.9	19
TPA TAMPA INTL	6,968	74.1	20
JFK NEW YORK JFK INTL	10,916	72.4	21
MCO ORLANDO INTL	13,589	70.6	22
AUS AUSTIN	7,728	69.9	23
PHL PHILADELPHIA INTL	11,079	69.5	24
LGA NEW YORK LAGUARDIA	14,030	69.4	25
DEN DENVER INTL	26,898	69.3	26
DFW DALLAS-FT. WORTH REGIONAL	27,239	69.3	27
BOS BOSTON LOGAN INTL	12,656	68.5	28
DCA RONALD REAGAN NATIONAL	12,603	67.9	29
EWR NEWARK LIBERTY INTERNATIONAL	9,592	49.2	30
AVERAGES	14,090		

DEPARTURES

Airport	Flights	% On Time	Rank
SLC SALT LAKE CITY INTL	9,923	84.8	1
LAX LOS ANGELES INTL	16,546	82.6	2
SFO SAN FRANCISCO INTL	12,885	82.1	3
DTW DETROIT METRO WAYNE CNTY	10,554	82.0	4
MSP MINNEAPOLIS-ST. PAUL INTL	9,896	81.0	5
IAD WASHINGTON DULLES	5,491	80.2	6
SEA SEATTLE-TACOMA INTL	14,630	80.2	7
ORD CHICAGO O HARE	27,990	79.9	8
CLT CHARLOTTE DOUGLAS	17,931	79.2	9
SAN SAN DIEGO LINDBERGH FIELD	8,455	79.2	10
JFK NEW YORK JFK INTL	9,021	79.1	11
PHX PHOENIX SKY HARBOR INTL	17,223	78.8	12
LAS LAS VEGAS Harry Reid INTL	16,720	76.6	13
MDW CHICAGO MIDWAY	6,128	75.9	14
TPA TAMPA INTERNATIONAL	6,969	75.9	15
FLL FT. LAUDERDALE	6,890	75.7	16
BOS BOSTON LOGAN INTERNATIONAL	12,547	75.1	17
LGA NEW YORK LAGUARDIA	11,343	75.0	18
MIA MIAMI INTL	9,440	74.3	19
PHL PHILADELPHIA INTL	8,866	73.0	20
BNA NASHVILLE INTL	9,458	72.6	21
ATL HARTSFIELD-JACKSON ATLANTA INTL	27,275	72.5	22
DCA RONALD REAGAN NATIONAL	12,252	72.3	23
IAH HOUSTON GEORGE BUSH	10,238	71.4	24
MCO ORLANDO INTL	13,597	70.7	25
BWI BALTIMORE/WASHINGTON INTL	8,411	70.5	26
DEN DENVER INTERNATIONAL	26,894	68.9	27
AUS AUSTIN	7,634	68.6	28
EWR NEWARK LIBERTY INTERNATIONAL	9,070	66.7	29
DFW DALLAS-FT. WORTH REGIONAL	27,178	66.6	30
AVERAGES	13,049		

ON TIME ARRIVAL PERFORMANCE AT SLC

By Carrier

Air Carrier	Flights	% On Time
DL DELTA	7,230	88.3%
F9 FRONTIER	220	82.3%
HA HAWAIIAN	31	80.6%
UA UNITED	681	79.0%
WN SOUTHWEST	961	78.4%
AS ALASKA	274	76.6%
AA AMERICAN	495	74.9%
B6 JETBLUE	31	71.0%
NK SPIRIT	34	70.6%
	9,957	85.4%

Source: DOT Air Travel Consumer Report

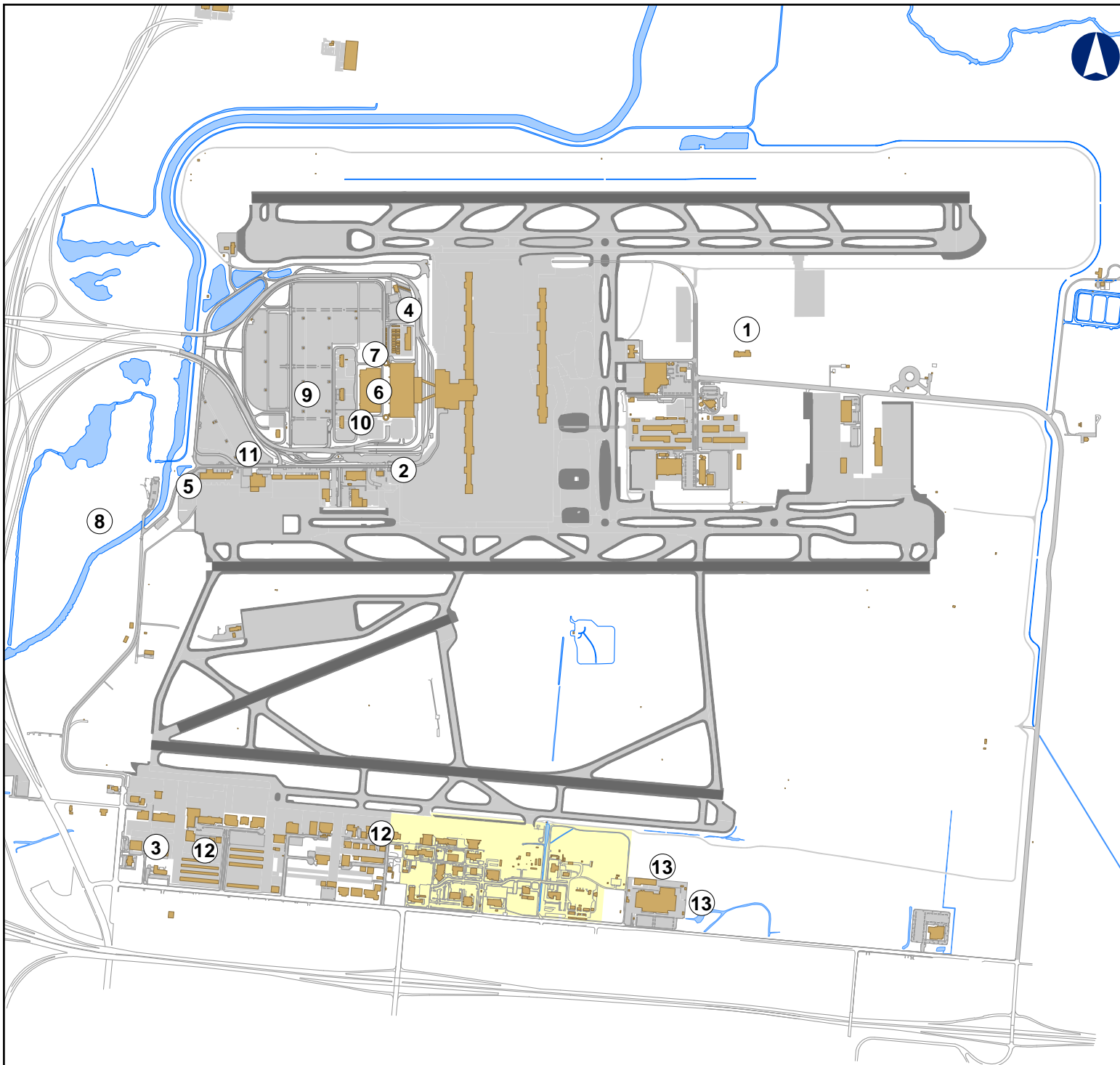
CONSTRUCTION REPORT

TABLE OF CONTENTS

- I. Area Map of Project Locations
- II. Project Schedule
- III. Construction Analysis
- IV. Construction Report

SALT LAKE CITY DEPARTMENT OF AIRPORTS

September 11, 2025



DEPARTMENT OF
AIRPORTS

2025 - 2026 Project Legend

Airfield

1. Taxiways U & V

Landside

2. Ground Transportation Restroom + Charging Stations
3. National Weather Service Replacement Controls
4. Bus Plaza EV Stations
5. AOC Backup Generator
6. QTA Elevator Upgrades
7. CUP Crossover Piping
8. South Employee Parking Lot
9. Economy Parking Lot and Bus Lane Reconstruction
10. QTA Equipment Replacement
11. Electrical Vehicle Charging Stations Ph. IV
12. GA Hangar Demo-Hughes ,Upper Limit Rows 6,7,10 & 11
13. Sky Harbour Roadway + Site Improvements

SALT LAKE CITY INTERNATIONAL AIRPORT
CONSTRUCTION PROGRAM
2025/2026 Construction Schedule

ID	Task Name	Start	Finish	Mar '25	Apr '25	May '25	Jun '25	Jul '25	Aug '25	Sep '25	Oct '25	Nov '25	D
1	Project Title	Mon 5/13/24	Fri 9/29/28										
2	(1) Taxiways U & V	Fri 8/1/25	Fri 9/29/28										
3	(2) Ground Trans. Restrooms & Charging Stations Infrastructure	Mon 5/13/24	Tue 9/30/25										
4	(3) National Weather Service Replacement Controls	Mon 3/3/25	Mon 9/29/25										
5	(4) Bus Plaza EV Stations	Wed 9/25/24	Mon 11/30/26										
6	(5) AOC Back-up Generator	Thu 8/29/24	Thu 9/25/25										
7	(6) QTA Elevator Upgrades	Thu 10/3/24	Mon 9/15/25										
8	(7) CUP Crossover Piping	Fri 10/18/24	Thu 9/18/25										
9	(8) South Employee Parking Lot - Phase 1	Mon 4/14/25	Wed 7/8/26										
10	(9) Economy Pakring Lot & Bus Lane Reconstruction	Mon 5/12/25	Sun 10/19/25										
11	(10) QTA Equipment Replacement	Mon 4/21/25	Sat 8/23/25										
12	(11) Electrical Vehicle Charging Stations Ph. IV	Thu 5/15/25	Fri 7/3/26										
13	(12) GA Hangar Demo - Hughes, Upper Limit, Rows 6,7,10 & 11	Mon 7/14/25	Tue 11/18/25										
14	(13) State of Utah - Sky Harbour Roadway and Site Improvements	Mon 7/28/25	Fri 7/31/26										
15	(14) SVRA Pavement Preservation & Tie Down Reconfiguration	Thu 5/15/25	Sun 9/21/25										

Project: Microsoft Project (latest)
Date: Tue 9/9/25

CONSTRUCTION 

**SALT LAKE CITY DEPARTMENT OF AIRPORTS
CONSTRUCTION PROJECT STATUS 2025 - 2026**

				APPROVED			
				CHANGE	% OF COST		
#	PROJECT NAME	ENGINEER'S	BID	ORDERS TO	INCREASE TO		
		ESTIMATE	AMOUNT	DATE	DATE	STATUS	CONTRACTOR
	CONSTRUCTION						
1	Taxiways U & V	\$ 179,781,054	\$ 154,284,395			on schedule	Ames Construction
2	Ground Transportation Restroom & Charging Stations	\$ 695,364	\$ 628,223	\$ 31,030	4.94%	on schedule	Paulsen Construction
3	National Weather Service Replacement Controls	\$ 630,710	\$ 617,686	\$ 1,790	0.29%	on schedule	Crescent Construction
4	Bus Plaza EV Stations	\$ 561,550	\$ 558,720	\$ 2,220	0.40%	on schedule	Cache Valley Electric
5	AOC Back-up Generator	\$ 527,783	\$ 542,995	\$ 10,851	2.00%	on schedule	All-Tech Electric
6	QTA Elevator Upgrades	\$ 655,269	\$ 716,773	\$ 146,138	20.39%	on schedule	Crescent Construction
7	CUP Crossover Piping	\$ 1,682,366	\$ 1,300,400	\$ 126,153	9.70%	on schedule	Industrial Piping & Welding, LLC
8	South Employee Parking Lot - Phase 1	\$ 21,072,002	\$ 16,486,074			on schedule	Sunroc
9	Economy Parking Lot & Bus Lane Reconstruction	\$ 3,333,220	\$ 2,830,681	\$ 44,247	1.56%	on schedule	ACME
10	QTA Equipment Replacement	\$ 623,039	\$ 255,031			complete	Slider Construction
11	Electrical Vehicle Charging Stations Ph. IV	\$ 711,038	\$ 410,998			on schedule	Double D Electrical
12	GA Hangar Demo - Hughes, Upper Limit, Rows 6, 7, 10 & 11	\$ 2,145,362	\$ 997,200			on schedule	Forge Construction
13	State of Utah - Sky Harbour Roadway & Site Improvements	\$ 5,805,628	\$ 5,178,415			on schedule	Stacy Witbeck Construction
14	SVRA Pavement Preservation & Tie Down Reconfiguration	\$ 768,869	\$ 950,564	\$ 20,391	2.15%	on schedule	Sunset Mountain Machinery
	Total	\$ 218,993,253	\$ 185,758,154	\$ 318,182	0.17%		
	Engineer's estimate and Bid amount is based on construction cost only.						

CONSTRUCTION REPORT

CONSTRUCTION

- (1) **Taxiways U & V** - Construction for this project began on September 2. The Contractor is currently clearing and grubbing the site and installing temporary fencing. Upcoming activities include construction of a temporary bypass road for 4000 W, excavation, and rough grading for Taxiway V. Substantial Completion is anticipated by September 29, 2028.
- (2) **Ground Transportation Restrooms & Charging Stations Infrastructure** - The project team is currently awaiting delivery of long-lead electrical equipment and experiencing longer than anticipated delays. Installation is expected to take approximately eight days once the equipment arrives on site, followed by the punch walk. Substantial Completion is anticipated by September 30, 2025.
- (3) **National Weather Service Replacement Controls** - Siemens is completing final BAS updates. HVAC test and balance is complete, and the final report is pending. A requested tenant Change Order to replace fixed office thermostats with an adjustable model is in process. Substantial Completion is anticipated by September 25, 2025.
- (4) **Bus Plaza EVC Stations** - The switchgear has been set, and installation is underway. Charging station equipment and the RMP transformer will be on site and installed this month. Substantial Completion is scheduled for November 2026 but is now tracking for early October 2025.
- (5) **AOC Backup Generator** - Utility shutdowns have been completed. A final walk through was held this week and Substantial Completion was given on September 9, 2025.
- (6) **QTA Elevator Upgrades** - Final elevator work will be completed this week, and the State Elevator Inspection will follow. Substantial Completion is anticipated for September 15, 2025.
- (7) **CUP Crossover Piping** - A no-cost Change Order has been prepared to extend the completion date to September 18, due to a PVC jacketing material mix-up and associated lead times. The material was delivered this week and is being installed. Substantial Completion is anticipated by September 18, 2025.
- (8) **South Employee Parking Lot - Phase 1** - The Contractor continues dewatering the site. Work continues with waterline, electrical duct bank, and other utility installations. Substantial Completion is anticipated for July 8, 2026.
- (9) **Economy Parking Lot & Bus Lane Reconstruction** - Partial Substantial Completion was issued last week, and a punch list was generated for Phases 1A, 1B, 3A-B, 4A-C, 5A-D, 6A-H, & 7. Final Substantial Completion to be issued upon completion of the Phase 2 concrete bus lane scope, south of the Exit Plaza, anticipated by October 5, 2025.
- (10) **QTA Equipment Replacement** - The Contractor was issued Substantial Completion August 11, 2025. Final project close-out is currently underway.

- (11) **Electrical Vehicle Charging Stations Ph. IV** - Underground boring for utilities is complete, and conduits have been installed to the RMP sectionalizer. Electrical conduit is also in place at the EV Charging locations. Trenches have been backfilled and awaiting asphalt placement next month. Substantial Completion is anticipated by July 3, 2026.
- (12) **GA Hangar Demo - Hughes, Upper Limit, Rows 6,7, 10 & 11** - A Pre-Demolition Inspection will be scheduled once Enbridge Gas has disconnected the natural gas utility from the structure. The Demolition Permit cannot be issued until all utilities have been disconnected and the inspection has been scheduled. Substantial Completion is anticipated by November 18, 2025.
- (13) **State of Utah - Sky Harbour Roadway and Site Improvements** - The contractor has completed site clearing and grubbing, initiated detention pond excavation, and begun aggregate backfill placement. Utility installation is currently in progress, and Substantial Completion is anticipated by July 31, 2026.
- (14) **SVRA Pavement Preservation & Tie Down Reconfiguration** - The Contractor has completed Phase 4 of the project in front of Advantage Aviation (Aircraft Maintenance Facility). The final phase, covering the northern quarter of the apron, began this week and includes removal and reinstallation of existing tie-downs, application of a seal coat, and new pavement markings. Substantial Completion is anticipated by September 21, 2025.