

Salt Lake City International Airport – January 23, 2023

Weekly Flight Schedule Update



Note: This report is provided courtesy of Salt Lake City International Airport and is for internal use only. For questions, please contact Nate Lavin, Air Service Development Manager, at nate.lavin@slcgov.com

WEEKLY CHANGES SUMMARY

- American (AA) released their revised May schedule, which resembles changes made in the months prior
- Delta/SkyWest (DL/OO) increased frequency to St. George (SGU) in March from 3X to 4X daily
- DL also published some changes to their summer schedule (Jun – Sep), including the following:
 - Frequency changes: Palm Springs (PSP) from 3X to 2X daily
 - Gauge increases: Bozeman (BZN), Missoula (MSO), Chicago O’Hare (ORD), Pasco (PSC), San José (SJC) and Vancouver (YVR)
 - Gauge decreases: Burbank (BUR), Spokane (GEG), Oakland (OAK), Omaha (OMA)
 - Resumptions: Seasonal Anchorage (ANC) service resumes June – October, Milwaukee (MKE) resumption date pushed from June 5 to June 20

NOTABLE UPCOMING CHANGES

- Air Canada’s service to YYZ **now resumes June 2**
- KLM’s seasonal service to Amsterdam (AMS) resumes March 26
- EW Discover’s seasonal service to Frankfurt (FRA) resumes May 25
- DL’s daily service to Milwaukee (MKE) **now resumes June 20**

SLC AND U.S. MONTHLY COMPARISONS

February 2023 (Compared to 2019)			
	Absolute Change	Percent Change	U.S. Average % Change
Monthly Departing Flights	-685	-7%	-9%
Monthly Departing Seats	84,291	8%	3%

March 2023 (Compared to 2019)			
	Absolute Change	Percent Change	U.S. Average % Change
Monthly Departing Flights	-1,174	-11%	-11%
Monthly Departing Seats	14,308	1%	0.2%

FLIGHT SCHEDULE COMPARISONS BY CARRIER

February 2023 (compared to 2019)		
AEROMEXICO	Absolute Change	Percent Change
Monthly Departing Flights	-1	-4%
Monthly Departing Seats	-99	-4%

March 2023 (compared to 2019)		
AEROMEXICO	Absolute Change	Percent Change
Monthly Departing Flights	-9	-29%
Monthly Departing Seats	-882	-29%

February 2023 (compared to 2019)		
ALASKA	Absolute Change	Percent Change
Monthly Departing Flights	-34	-13%
Monthly Departing Seats	-1,116	-4%

March 2023 (compared to 2019)		
ALASKA	Absolute Change	Percent Change
Monthly Departing Flights	-41	-15%
Monthly Departing Seats	-607	-2%

February 2023 (compared to 2019)		
AMERICAN	Absolute Change	Percent Change
Monthly Departing Flights	-123	-23%
Monthly Departing Seats	-10,916	-15%

March 2023 (compared to 2019)		
AMERICAN	Absolute Change	Percent Change
Monthly Departing Flights	-180	-30%
Monthly Departing Seats	-16,826	-20%

February 2023 (compared to 2019)		
DELTA	Absolute Change	Percent Change
Monthly Departing Flights	-630	-10%
Monthly Departing Seats	56,822	8%
March 2023 (compared to 2019)		
DELTA	Absolute Change	Percent Change
Monthly Departing Flights	-1,008	-13%
Monthly Departing Seats	-2,534	-0.3%

February 2023 (compared to 2019)		
FRONTIER	Absolute Change	Percent Change
Monthly Departing Flights	10	10%
Monthly Departing Seats	2,658	15%
March 2023 (compared to 2019)		
FRONTIER	Absolute Change	Percent Change
Monthly Departing Flights	-10	8%
Monthly Departing Seats	-766	3%

February 2023 (compared to 2019)		
JETBLUE	Absolute Change	Percent Change
Monthly Departing Flights	-29	-14%
Monthly Departing Seats	-2,124	-7%
March 2023 (compared to 2019)		
JETBLUE	Absolute Change	Percent Change
Monthly Departing Flights	-33	-14%
Monthly Departing Seats	-2,666	-8%

March 2023 (compared to 2019)		
KLM	Absolute Change	Percent Change
Monthly Departing Flights	2	200%
Monthly Departing Seats	531	181%

February 2023 (compared to 2019)		
SOUTHWEST	Absolute Change	Percent Change
Monthly Departing Flights	82	10%
Monthly Departing Seats	20,750	16%
March 2023 (compared to 2019)		
SOUTHWEST	Absolute Change	Percent Change
Monthly Departing Flights	63	7%
Monthly Departing Seats	19,985	14%

February 2023 (compared to 2019)		
SPIRIT	Absolute Change	Percent Change
Monthly Departing Flights	NEW	NEW
Monthly Departing Seats	NEW	NEW
March 2023 (compared to 2019)		
SPIRIT	Absolute Change	Percent Change
Monthly Departing Flights	NEW	NEW
Monthly Departing Seats	NEW	NEW

February 2023 (compared to 2019)		
UNITED	Absolute Change	Percent Change
Monthly Departing Flights	-62	-10%
Monthly Departing Seats	-248	-0.4%
March 2023 (compared to 2019)		
UNITED	Absolute Change	Percent Change
Monthly Departing Flights	-80	-11%
Monthly Departing Seats	-4,131	-6%

ROUTE MAP AND MONTHLY SUMMARY

February 2023

Average Daily Flights: 303

Average Daily Departing Seats: 42,000

Nonstop Destinations: 90

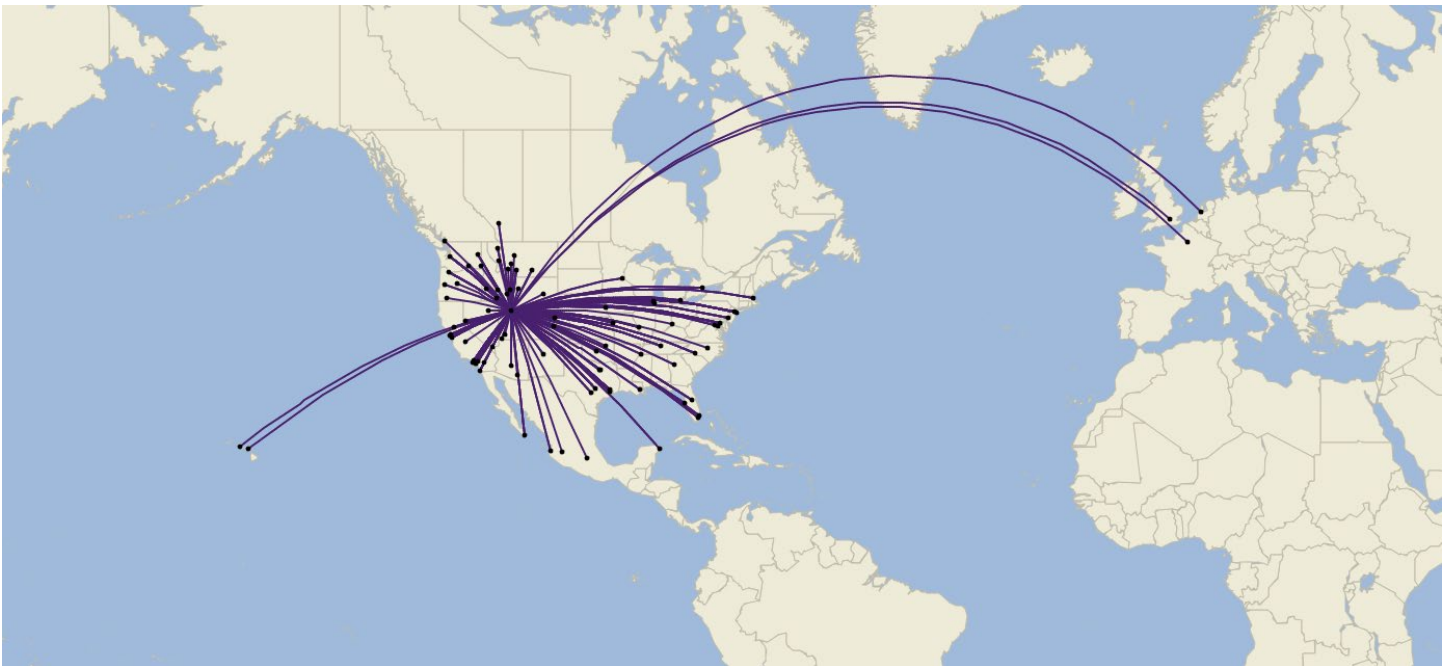


March 2023

Average Daily Flights: 312

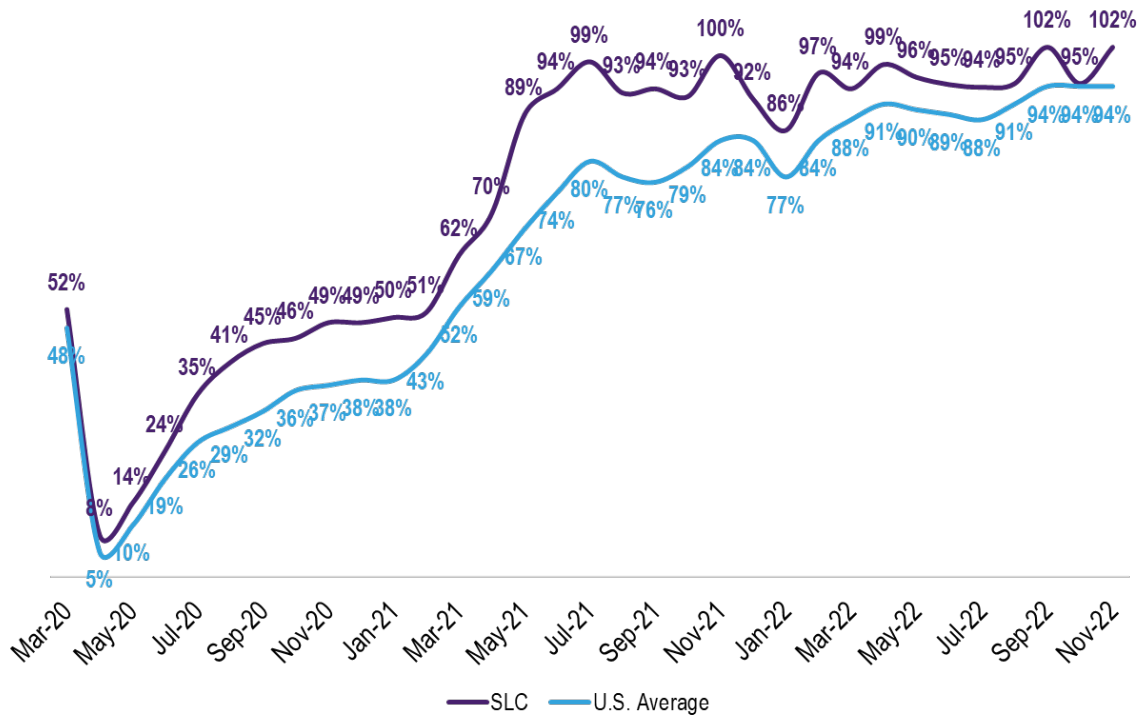
Average Daily Departing Seats: 43,000

Nonstop Destinations: 91



SLC Total Monthly Passengers

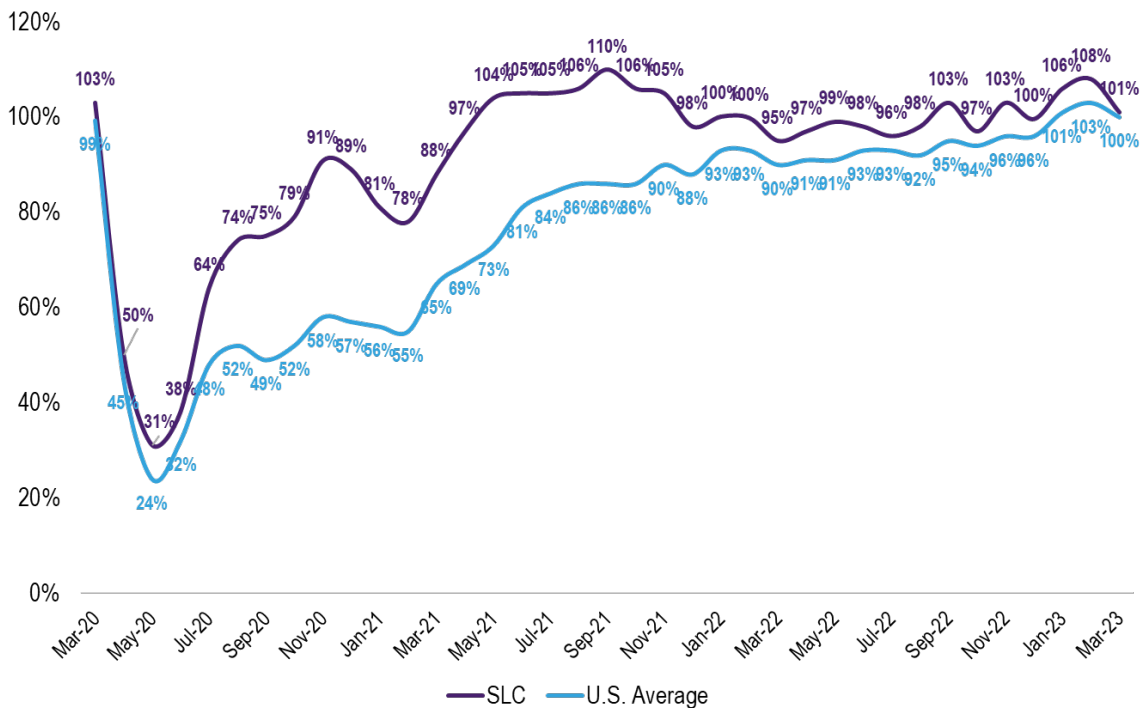
Compared to 2019



— SLC — U.S. Average

Total Available Seats

Compared to 2019



— SLC — U.S. Average