

Terminal Redevelopment Program Design Process Continues




These latest renderings of the Salt Lake City Department of Airports' Terminal Redevelopment Program (TRP) are indicative of the feel of the new terminal approach and the front of the terminal. They will be refined as the design process progresses.



Public input that was gathered at the beginning of the project is being incorporated into the design. Major themes from the public outreach campaign include:

- ▶ More space throughout the facility (lobby, concourses, restrooms, bag claim, etc.)
- ▶ Additional support for use of electronic devices
- ▶ Ease of access and connectivity
- ▶ Reflect natural surroundings in the architecture and furnishings
- ▶ Use colors and materials that feel like Utah
- ▶ Use windows, glass and lots of light, make an interesting architectural statement – beautiful art
- ▶ Focus on comfort and personal space
- ▶ Create facilities that will allow you to work while waiting
- ▶ Save the world map
- ▶ Enlarge area for farewells and welcomes
- ▶ Create a place the community can be proud of



SLC Most On-Time Airport in the U.S.

The Official Airline Guide (OAG) indicates that Salt Lake City International Airport was the highest ranking airport in the United States for on-time performance in 2014. The aviation data tracking service calculated that 88.2% of flights arriving to or departing from Salt Lake City were within 15 minutes of their scheduled times.

In addition, this occurred with about a million additional passengers in 2014. The Airport served 21,141,610 passengers in 2014. This is an increase of 955,136 passengers and is 4.73% increase compared to 2013.

Maureen Riley Advances to First Vice-Chair in ACI-NA Leadership



Executive Director of the Salt Lake City Department of Airports, Maureen Riley, has been elected First Vice-Chair of Airports Council International-North America (ACI-NA) Board of Directors. Ms. Riley also serves on the Airports Council International's World Governing Board.

ACI-NA represents local, regional and State governing bodies that own and operate commercial airports in the United States and Canada. ACI-NA member airports enplane more than 95 percent of the domestic and virtually all of the international airline passenger and cargo traffic in North America. More than 340 aviation-related businesses are also members of the association, which is the largest of the five worldwide regions of Airports Council International. Its mission is to advocate policies and provide services that strengthen the ability of air carrier airports to serve their passengers, customers, and communities.

"It is an honor to serve the aviation industry on this scale and to be involved in furthering the mission of worldwide airports and the customers they serve," comments Ms. Riley.

Water Bottle Refill Stations Continue Their Popularity

Since their installation in May 2012, the 23 water bottle refill stations throughout Salt Lake City International Airport continue to be very popular with passengers, employees and other Airport users.

In those two and a half years, 1.7 million 20 ounce bottles have been filled. This is an average of 180 bottles or 14 gallons per day.

This equates to the savings of:

48,000 pounds or 24 tons of bottle mass

460 cubic yards of landfill space

2,100 barrels of oil

570,000,000 BTU's of heat energy





Delta Air Lines' Local Team Receives Recognition



Delta Air Lines' local Airport Customer Service Division was named the number one performer amongst all of the airlines' hubs based on key performance indicators. The criteria the airline uses for this designation include safety, customer service, operations and finance. The local team had a score of 4.19 out of 5.0 for 2014.

"I am very proud of this team and their commitment to our passengers and to providing great

customer service," comments Brett Rydalch, Field Director, Salt Lake City Region, Delta Air Lines, "Our team is not only Delta Air Lines but SkyWest, Prospect Airport Services Inc., the Federal Aviation Administration, Aircraft Service International Group, LSG SkyChefs, the Transportation Security Administration, Customs and Border Protection and the Salt Lake City Department of Airports. It really takes everyone aligning goals and visions to make this happen."



Christine Botosan Joins Airport Board

Mayor Becker and the City Council have appointed Christine Botosan to the Salt Lake City Department of Airports Advisory Board for a four year term. Ms. Botosan is a Professor of Accounting and Associate Dean of Graduate Affairs at the David Eccles School of Business at the University of Utah. She has also taught at Washington University in St. Louis and Wilfrid Laurier University in Ontario, Canada.

She has served as a consultant and expert witness along with filling several rolls in support of the University of Utah and the national academic community. She has volunteered with the McGillis School Board of Trustees and Christ United Methodist Church.

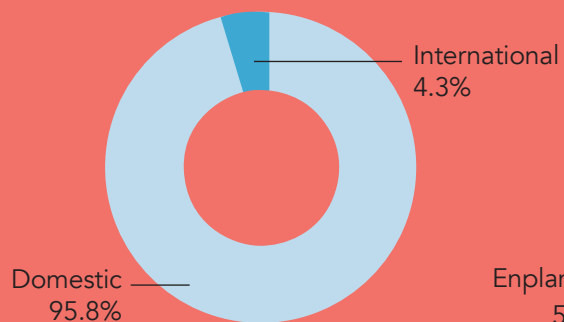
"The Salt Lake City International Airport is a key component of Utah's economic engine. The Airport is poised to undertake a long-term reconstruction project, costing \$1.8 billion, which will improve the lives of our citizens and enhance the economic future of the State," she comments, "My accounting, financial reporting and analysis skills and experience will be useful to the Board at this juncture and I welcome the opportunity to work on the Board during this exciting time of growth and change."



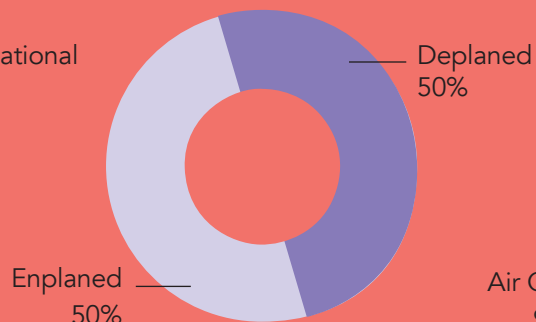
2014

SLC Airport Summary Statistics

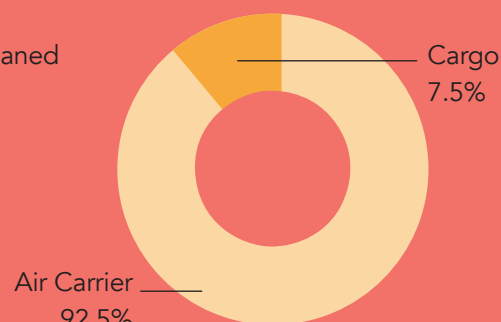
Passengers



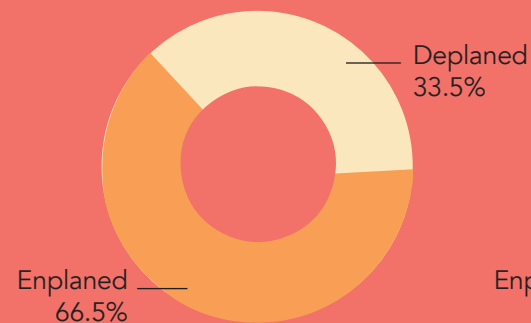
Passengers



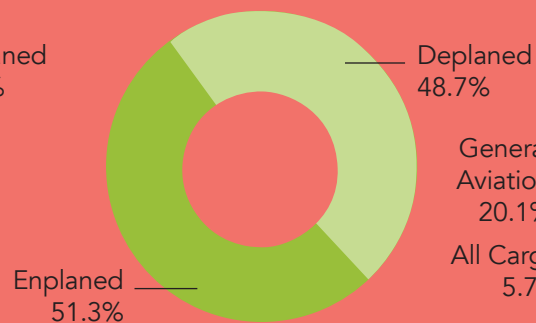
Landed Weight (lbs)



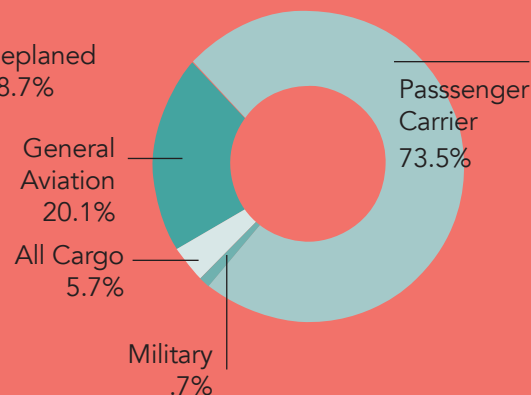
Air Mail (lbs)



Cargo (lbs)



Operations



Passengers

Domestic	10,131,842
International	440,093
Total Enplaned	10,571,935
Domestic	10,129,971
International	439,704
Total Deplaned	10,569,675
Total Passengers	21,141,610

Landed Weight (lbs)

Air Carrier	11,968,160,233
Cargo	975,746,663
Total Landed Weight	12,943,906,896

Air Mail (lbs)

Enplaned	18,786,949
Deplaned	9,444,067
Total Air Mail	28,231,016

Cargo (lbs)

Enplaned	168,791,256
Deplaned	159,819,776
Total Cargo	328,611,032

Operations

Passenger Carrier	238,774
All Cargo	18,434
General Aviation	65,482
Military	2,275
Total Operations	324,965